

INDEPENDENT AUDITOR'S REPORT

To,
The Members of
Merino Shelters Private Limited

Report on the Ind AS Financial Statements


We have audited the accompanying Ind AS financial statements of **Merino Shelters Private Limited**, ("the Company"), which comprises the Balance Sheet as at 31st March 2018, the Statements of Profit and Loss (including other comprehensive income), the statements of Cash Flow and the Statements of changes in equity for the year then ended, and a summary of significant accounting policies and other explanatory information (here after referred to as "the Ind AS financial statements")

Management's Responsibility for the Ind AS Financial Statements

The Company's Management is responsible for the matters stated in Section 134(5) of the Companies Act, 2013 ("the Act") with respect to the preparation and presentation of these Ind AS financial statements that give a true and fair view of the financial position, financial performance including other comprehensive income, the statement of cash flows and the statement of changes in equity of the Company in accordance with the accounting principles generally accepted in India, including the Indian Accounting Standards (Ind AS) specified in the Companies (Indian Accounting Standards) Rules, 2015 (as amended) under section 133 of the act. This responsibility also includes maintenance of adequate accounting records in accordance with the provisions of the Act for safeguarding of the assets of the Company and for preventing and detecting frauds and other irregularities; selection and application of appropriate accounting policies; making judgments and estimates that are reasonable and prudent; and design, implementation and maintenance of adequate internal financial controls, that were operating effectively for ensuring the accuracy and completeness of the accounting records, relevant to the preparation and presentation of the Ind AS Financial Statements that give a true and fair view and are free from material misstatement, whether due to fraud or error.

Auditors' Responsibility

Our responsibility is to express an opinion on these Ind AS Financial Statements based on our audit.



M. H. DALAL & ASSOCIATES
CHARTERED ACCOUNTANTS

We have taken into account the provisions of the Act, the accounting and auditing standards and matters which are required to be included in the audit report under the provisions of the Act and the Rules made there under.


We conducted our audit of the Ind AS Financial Statements in accordance with the Standards on Auditing specified under Section 143(10) of the Act. Those Standards require that we comply with ethical requirements and plan and perform the audit to obtain reasonable assurance about whether the Ind AS Financial Statements are free from material misstatements.

An audit involves performing procedures to obtain audit evidence about the amounts and the disclosures in the Ind AS Financial Statements. The procedures selected depend on the auditor's judgment, including the assessment of the risks of material misstatements of the Ind AS Financial Statements, whether due to fraud or error. In making those risk assessments, the auditor considers internal financial control relevant to the Company's preparation of the Ind AS Financial Statements that give a true and fair view in order to design audit procedures that are appropriate in the circumstances. An audit also includes evaluating the appropriateness of the accounting policies used and the reasonableness of the accounting estimates made by the Company's Directors, as well as evaluating the overall presentation of the Ind AS Financial Statements.

We believe that the audit evidence we have obtained is sufficient and appropriate to provide a reasonable basis for our qualified audit opinion on the Ind AS Financial Statements.

Basis for Qualified Opinion

- (a) *As mentioned in Note 44 of the Ind AS Financial Statements, the company's inventories are carried in the Balance Sheet at Rs.24,319.09 lacs (Previous year: 20,769.39 lacs) which includes costs aggregating to Rs. 40.92 lacs for current year (Previous year: 64.28 lacs) in contravention to the accounting principles laid down under Indian Accounting Standard 2 (Ind AS 2) "Inventories". In our opinion such costs, do not directly or indirectly, relate to bringing the inventories to their present location and condition. Had the company followed the principles of cost as laid down in Ind AS 2, the profit for the year ended 31st March, 2018 would have been lower by Rs. 40.92 lacs (Previous year loss would have been higher by: 64.28 lacs), balance in inventories as at 31 March 2018 would have been lower by Rs.329.28 lacs (Previous Year: 288.36 lacs) and reserves & surplus would have been lower by Rs. 329.28 lacs (Previous Year: 288.36 lacs)*
- (b) *As mentioned in Note 44 of the Ind AS Financial Statements, no provision has been made for Navi Mumbai Municipal Cess (NMMC) amounting to Rs. 4.25 lacs (Previous year: 4.17 lacs) leviable under the Bombay Provincial Municipal Corporation Act, 1949 (Amended) and the Bombay Provincial Municipal Corporation {cess on entry goods} Rules 1996 which is in contravention to the accounting principles laid down under Indian Accounting Standard 37 (Ind AS 37) "Provisions, contingent liabilities and contingent assets".*



Qualified opinion

In our opinion and to the best of our information and according to the explanations given to us, *except for the effects of the matter described in the Basis for Qualified Opinion paragraph above*, the aforesaid Ind AS Financial Statements give the information required by the Act in the manner so required and give a true and fair view in conformity with the accounting principles generally accepted in India, of the state of affairs of the Company as at 31st March 2018 and its profit (including other comprehensive income), statement of cash flow and the changes in equity for the year ended on that date.

Emphasis of Matters

We draw attention to the note no. 42 to the Ind AS financial statement, wherein the Income Tax Department had conducted a search and seizure operation on the Company and promoters between December 10 and 14, 2014 under section 132/133 of the Income Tax Act 1961 (The Act). Subsequent to the above, the department had completed the assessment for AY. 2011-12 to AY 2015-16 and passed the order against which the company had preferred an appeal at Commissioner of Income Tax - Appeals. Pending the disposal of the appeal, the company had not given effect of the same in the financials.

Our Opinion is not modified in respect of the above matter.

Other Matters

The audited financial statements for the year ended 31 March 2017, was carried out and reported by Rohira Mehta & Associates, vide their modified audit report dated 30th September 2017, whose report has been furnished to us by the management and which has been relied upon by us for the purpose of our audit of the standalone financial statements.

Our audit report is not modified in respect of these matter

Report on Other Legal and Regulatory Requirements


1. As required by the Companies (Auditor's Report) Order, 2016 ('the order') issued by the Central Government of India in term of sub-section (11) of the section 143 of the Act, we give in the Annexure A, a statements on the matter specified in the paragraphs 3 and 4 of the said order, to the extent applicable
2. As required by Section 143(3) of the Act, we report that:
 - a) We have sought and obtained all the information and explanations which to the best of our knowledge and belief were necessary for the purposes of our audit;
 - b) In our opinion, proper books of account as required by law have been kept by the Company so far as it appears from our examination of those books;
 - c) The Balance Sheet, the Statements of Profit and Loss (including other comprehensive income), the statements of Cash Flow and the statement of change in equity dealt with by this Report are in agreement with the books of account.




M. H. DALAL & ASSOCIATES
CHARTERED ACCOUNTANTS

- d) *Except for the effects of the matter described in the Basis for Qualified Opinion paragraph above, in our opinion, the aforesaid Ind AS Financial Statements comply with the Indian Accounting Standards (Ind AS) specified under Section 133 of the Act, read with relevant rules issued there under.*
- e) The matter described in the "Basis for Qualified Opinion" paragraph above, in our opinion, does not have an adverse effect on the functioning of the Company.
- f) On the basis of the written representations received from the directors as on 31st March, 2018 taken on record by the Board of Directors, none of the directors is disqualified as on 31st March, 2018 from being appointed as a director in terms of Section 164 (2) of the Act.
- g) With respect to the other matters to be included in the Auditor's Report in accordance with Rule 11 of the Companies (Audit and Auditors) Rules, 2014, in our opinion and to the best of our information and according to the explanations given to us:
- i. The Company does not have any pending litigation which would impact its financial position except as disclosed in notes to accounts.
 - ii. The Company do not have any long-term contracts including derivative contracts for which there were any material foreseeable losses.
 - iii. There were no amount which were required to be transferred to the Investor Education and Protection Fund by the Company.

For M H Dalal & Associates
Chartered Accountants
Firm Registration No: 122449W



Devang Dalal
Partner
Membership No. 109409



Place: Mumbai


Date: 29 OCT 2018

The Annexure referred to in independent Auditors' Report to the members of Merino Shelters Private Limited, on the Ind AS Financial Statements for the year ended 31st March, 2018, we report that:-

1. (a) The company has maintained proper records showing full particulars, including quantitative details and situation of fixed assets.

(b) According to the information and explanation provided to us, all the fixed assets have been physically verified by the management during the year and we are further informed that no material discrepancy has been noticed by the management on such verification. In our opinion, the frequency of physical verification of fixed assets is reasonable having regard to the size of the company and nature of its fixed assets.

(c) According to the information and explanation given to us and on the basis of our examination of the record of the Company, there is no existence of any immovable property in fixed assets. Thus, paragraph 3(i)(c) of the Order is not applicable to the Company.
2. *Since the company has not maintained stock register, we are unable to comment on clause (ii) of paragraph 3 of Companies (Auditor's Report) Order, 2016.*
3. The company has granted unsecured loan to 3 (three) companies covered in the register maintained under section 189 of the Companies Act, 2013, and the closing year-end balance is Rs. 1510.10 lacs. *Since there are no written terms & conditions stipulated for repayment of principal & interest amount we are unable to comment on paragraph 3(iii)(a),(b)&(c) of the Order.*
4. In our opinion and according to the information and explanations given to us, the Company has complied with the provisions of section 185 and 186 of the Act, with respect to the loans and investments made.
5. *In our opinion and information provided to us, the company has accepted deposits during the year from two parties in contravention to the provisions of section 73 to 76 of the Companies Act, 2013. Further, no order has been passed by the company Law Board in this regard.*
6. The Central Government has not prescribed the maintenance of cost records under section 148(1) of the Act, for the product or services rendered by the company.
7. (a) According to the information and explanation given to us and the records examined by us the company is regular in depositing with the appropriate authorities undisputed statutory dues including provident fund, employees' state insurance, income-tax, sales-tax, wealth tax, service tax, duty of customs, duty of excise and other statutory dues where ever applicable with the appropriate authorities *although there are delay in certain cases*. There are no statutory dues as on the balance sheet date which is outstanding for more than six months *other than the dues mentioned below:*



| <i>Sr No.</i> | <i>Name of the statute</i> | <i>Period</i> | <i>Amount</i> |
|---------------|-----------------------------------|---------------|---------------|
| 1 | <i>Navi Mumbai Municipal Cess</i> | 2009 – 2010 | 4,65,906 |
| | | 2010 – 2011 | 5,93,149 |
| | | 2011 – 2012 | 32,576 |
| | | 2013 – 2014 | 1,480 |
| | | 2016 – 2017 | 4,16,967 |


- (b) According to the records of the company, there are no dues outstanding of income tax or sales tax or wealth tax or service tax or duty of customs or duty of excise or value added tax or cess on account of any dispute *except as disclosed in note no 42 to the notes to accounts.*
8. According to the records of the Company examined by us and the information and explanation given to us, the Company is regular in repayment of loan to bank and financial institution. Further, there are no dues repayable to the debenture holders during the year.
 9. Based upon the audit procedures performed and the information and explanations given by the Management, the Company has raised moneys by way of term loans and the money raised has been utilized for the purpose for which it has been raised.
 10. Based upon the audit procedures performed for the purpose of reporting the true and fair view of the Ind AS Financial Statements and as per the information and explanations given by the management, no fraud by the Company or on the Company by its officers or employees has been noticed or reported during the course of our audit.
 11. Based upon the audit procedures performed and the information and explanations given by the management, during the year company has not provided managerial remuneration to its directors. Thus, paragraph 3(xi) of the Order is not applicable to the Company.
 12. In our opinion and according to the information and explanations given to us. the Company is not a Nidhi Company. Thus, paragraph 3(xii) of the Order is not applicable to the Company.
 13. According to information and explanation given to us and based on our examination of the record of the company All the transactions with the related parties are in compliance with sec 177 and 188 of the Companies Act, 2013 where applicable and the details have been disclosed in Ind AS Financial Statements as required by the accounting standards.




M. H. DALAL & ASSOCIATES
CHARTERED ACCOUNTANTS

14. Based upon the audit procedures performed and the information and explanations given by the management, the company has not made any preferential allotment or private placement of shares or fully or partly convertible debentures during the year under review. Thus paragraph 3(xiv) of the Order is not applicable to the Company.
15. Based upon the audit procedures performed and the information and explanations given by the management, the company has not entered into any non-cash transactions with directors or persons connected with him. Thus paragraph 3(xv) of order is not applicable to the company.
16. In our opinion and according to the information and explanations given to us, the company is not required to be registered under section 45-IA of the Reserve Bank of India Act, 1934 Therefore, the provisions of clause 3(xvi) of the Companies (Auditor's Report) Order, 2016 are not applicable to the Company.

For M H Dalal & Associates
Chartered Accountants
Firm Registration No: 112449W


Devang Dalal
Partner
Membership No. 109409



Place: Mumbai

Date: 29 OCT 2018

Annexure B to Auditor's Report

Report on the Internal Financial Controls under Clause (i) of Sub-section 3 of Section 143 of the Companies Act, 2013 ("the Act")

We have audited the internal financial controls over financial reporting of **Merino Shelters Private Limited** ("the Company") as of 31 March 2018 in conjunction with our audit of the Ind AS financial statements of the Company for the year ended on that date.

Management's Responsibility for Internal Financial Controls

The Company's management is responsible for establishing and maintaining internal financial controls based on the internal control over financial reporting criteria established by the Company considering the essential components of internal control stated in the Guidance Note on Audit of Internal Financial Controls over Financial Reporting issued by the Institute of Chartered Accountants of India ('ICAI'). These responsibilities include the design, implementation and maintenance of adequate internal financial controls that were operating effectively for ensuring the orderly and efficient conduct of its business, including adherence to company's policies, the safeguarding of its assets, the prevention and detection of frauds and errors, the accuracy and completeness of the accounting records, and the timely preparation of reliable financial information, as required under the Companies Act, 2013.

Auditors' Responsibility

Our responsibility is to express an opinion on the Company's internal financial controls over financial reporting based on our audit. We conducted our audit in accordance with the Guidance Note on Audit of Internal Financial Controls over Financial Reporting (the "Guidance Note") and the Standards on Auditing, issued by ICAI and deemed to be prescribed under section 143(10) of the Companies Act, 2013, to the extent applicable to an audit of internal financial controls, both applicable to an audit of Internal Financial Controls and, both issued by the Institute of Chartered Accountants of India. Those Standards and the Guidance Note require that we comply with ethical requirements and plan and perform the audit to obtain reasonable assurance about whether adequate internal financial controls over financial reporting was established and maintained and if such controls operated effectively in all material respects.

Our audit involves performing procedures to obtain audit evidence about the adequacy of the internal financial controls system over financial reporting and their operating effectiveness. Our audit of internal financial controls over financial reporting included obtaining an understanding of internal financial controls over financial reporting, assessing the risk that a material weakness exists, and testing and evaluating the design and operating effectiveness of internal control based on the assessed risk. The procedures selected depend on the auditor's judgment, including the assessment of the risks of material misstatement of the Ind AS financial statements, whether due to fraud or error.



We believe that the audit evidence we have obtained is sufficient and appropriate to provide a basis for our audit opinion on the Company's internal financial controls system over financial reporting.

Meaning of Internal Financial Controls over Financial Reporting

A company's internal financial control over financial reporting is a process designed to provide reasonable assurance regarding the reliability of financial reporting and the preparation of financial statements for external purposes in accordance with generally accepted accounting principles. A company's internal financial control over financial reporting includes those policies and procedures that

- (1) pertain to the maintenance of records that, in reasonable detail, accurately and fairly reflect the transactions and dispositions of the assets of the company;
- (2) provide reasonable assurance that transactions are recorded as necessary to permit preparation of Ind AS financial statements in accordance with generally accepted accounting principles, and that receipts and expenditures of the company are being made only in accordance with authorizations of management and directors of the company; and
- (3) provide reasonable assurance regarding prevention or timely detection of unauthorized acquisition, use, or disposition of the company's assets that could have a material effect on the Ind AS financial statements.

Inherent Limitations of Internal Financial Controls Over Financial Reporting

Because of the inherent limitations of internal financial controls over financial reporting, including the possibility of collusion or improper management override of controls, material misstatements due to error or fraud may occur and not be detected. Also, projections of any evaluation of the internal financial controls over financial reporting to future periods are subject to the risk that the internal financial control over financial reporting may become inadequate because of changes in conditions, or that the degree of compliance with the policies or procedures may deteriorate.




Opinion

In our opinion, the Company has, in all material respects, an adequate internal financial controls system over financial reporting and such internal financial controls over financial reporting were operating effectively as at 31 March 2018, based on the internal control over financial reporting criteria established by the Company considering the essential components of internal control stated in the Guidance Note on Audit of Internal Financial Controls Over Financial Reporting issued by the Institute of Chartered Accountants of India.

For M H Dalal & Associates
Chartered Accountants
Firm Registration No: 122449W



Devang Dalal
Partner
Membership No. 109409



Place: Mumbai
Date: 29 OCT 2018

MERINO SHELTERS PRIVATE LIMITED
BALANCE SHEET AS AT 31ST MARCH, 2018

(Rs. In Lacs)

| | Particulars | Note No. | As at 31.03.2018 | As at 31.03.2017 |
|----------|--|----------|------------------|------------------|
| | ASSETS | | | |
| 1 | NON-CURRENT ASSETS : | | | |
| | a) Property, plant and equipment | 5 | 42.83 | 52.43 |
| | b) Capital work-in-progress | 5 | 25.59 | 25.59 |
| | c) Investment properties | 6 | 169.86 | 169.86 |
| | d) Intangible assets | 7 | 0.49 | 0.49 |
| | e) Financial assets | | | |
| | ii) Others Financial Assets | 8 | 10.25 | 22.50 |
| | f) Deferred tax assets (Net) | 9 | - | 0.11 |
| | g) Other non-current assets | 10 | - | 119.29 |
| 2 | CURRENT ASSETS : | | | |
| | a) Inventories | 11 | 24,319.09 | 20,769.39 |
| | b) Financial Assets | | | |
| | i) Investments | 12 | 1,763.10 | 0.46 |
| | ii) Cash and cash equivalents | 13 | 82.39 | 3.27 |
| | iii) Loans | 14 | 18,810.10 | 2,879.64 |
| | iv) Others Financial Assets | 15 | 1,331.31 | 39.53 |
| | c) Current Tax Assets (Net) | 16 | 225.94 | 24.04 |
| | d) Other current assets | 17 | 1,880.48 | 1,936.22 |
| | TOTAL ASSETS | | 48,661.45 | 26,042.82 |
| | EQUITY AND LIABILITIES | | | |
| | EQUITY : | | | |
| | a) Equity share capital | 18 | 1.88 | 1.88 |
| | b) Other equity | | 3,864.13 | 4,083.62 |
| | LIABILITIES : | | | |
| 1 | NON-CURRENT LIABILITIES : | | | |
| | a) Financial Liabilities | | | |
| | i) Borrowings | 19 | 26,871.27 | 3,159.66 |
| | b) Provisions | 20 | 9.02 | 20.83 |
| | c) Deferred Tax Liabilities (Net) | 9 | 4.24 | - |
| 2 | CURRENT LIABILITIES : | | | |
| | a) Financial Liabilities | | | |
| | i) Borrowings | 21 | 1,360.44 | 13,809.66 |
| | ii) Trade payables | 22 | | |
| | Micro and small Enterprises | | - | - |
| | Others | | 563.70 | 329.38 |
| | iii) Other current financial liabilities | 23 | 8,593.52 | 3,809.05 |
| | b) Other current liabilities | 24 | 7,371.88 | 807.48 |
| | c) Provisions | 25 | 21.39 | 21.25 |
| | TOTAL EQUITY AND LIABILITIES | | 48,661.45 | 26,042.82 |

The accompanying notes form an integral part of the financial statements

As per our report of the even date

For M H Dalal & Associates

Firm Registration Number : 112449 W

Chartered Accountants

Devang Dalal

Partner

Membership No. : 109409

Place : Mumbai

Date : 29/10/2018

For and on behalf of the Board

Rameshchandra Mansukhani

Director

DIN : 00012033


Place : Mumbai

Date : 29/10/2018

Nikhil Mansukhani

Director

DIN : 02257522



(Signature)

(Signature)

(Signature)



MERINO SHELTERS PRIVATE LIMITED

STATEMENT OF PROFIT AND LOSS FOR THE YEAR ENDED 31ST MARCH, 2018

(Rs. In Lacs)

| Particulars | Note No. | Year Ended 31 March 2018 | Year Ended 31 March 2017 |
|---|----------|--------------------------|--------------------------|
| INCOME : | | | |
| Other Income | 26 | 1,569.39 | 1,283.67 |
| TOTAL INCOME | | 1,569.39 | 1,283.67 |
| EXPENSES | | | |
| Changes in inventories of work-in-progress | 27 | - | - |
| Employee benefit expense | 28 | 1.57 | 114.55 |
| Finance costs | 29 | 1,428.07 | 1,138.54 |
| Depreciation and amortisation expense | 30 | 9.93 | 9.50 |
| Other expenses | 31 | 75.48 | 25.71 |
| TOTAL EXPENSES | | 1,515.06 | 1,288.31 |
| PROFIT / (LOSS) BEFORE TAX | | 54.33 | (4.64) |
| TAX EXPENSE : | | | |
| -Current Tax | | 5.58 | - |
| - Deferred Tax | 9 | (0.15) | 76.97 |
| - MAT credit Entitlement | | (5.58) | - |
| PROFIT/(LOSS) FOR THE YEAR | | 54.49 | (81.62) |
| OTHER COMPREHENSIVE INCOME | | | |
| (i) Items that will not be reclassified to profit or loss | | 14.55 | 1.47 |
| (ii) Income tax relating to items that will not be reclassified to profit or loss | | (4.50) | (0.45) |
| OTHER COMPREHENSIVE INCOME/(LOSS) FOR THE YEAR | | 10.06 | 1.01 |
| TOTAL COMPREHENSIVE INCOME/(LOSS) FOR THE YEAR | | 64.54 | (80.60) |
| Earning per Equity Share of Face value of Rs. 10 each | | | |
| Basic and Diluted Earning per share | 32 | 289.99 | (434.39) |

The accompanying notes form an integral part of the financial statements

For M H Dalal & Associates

Firm Registration Number : 112449 W

Chartered Accountants


Devang Dalal

Partner

Membership No. : 109409

Place : Mumbai

Date : 29/10/2018



For and on behalf of the Board


Rameshchandra Mansukhani

Director

DIN : 00012033

Place : Mumbai

Date : 29/10/2018


Nikhil Mansukhani

Director

DIN : 02257522




MERINO SHELTERS PRIVATE LIMITED


CASH FLOW STATEMENT FOR THE YEAR ENDED 31ST MARCH, 2018

(Rs. In Lacs)

| Particulars | | 2017-18 | 2016-17 |
|--|--|--------------------|-------------------|
| [A] CASH FLOWS FROM OPERATING ACTIVITIES | | | |
| Profit before tax from continuing operations | | 54.33 | (4.64) |
| Adjustments for: | Depreciation and amortisation expense | 9.93 | 9.50 |
| | Finance costs | 1,426.94 | 1,138.38 |
| | Interest income | (1,560.85) | (1,279.17) |
| | Rent income | - | (1.80) |
| | (Profit)/ loss on sale of fixed assets (net) | - | - |
| | Other Comprehensive Income (Net) | - | - |
| Operating profit before working capital changes | | (69.65) | (137.73) |
| Adjustments for: | (Increase)/ Decrease in trade receivables | - | - |
| | (Increase)/ Decrease in Loans and other advances | (16,027.21) | (1,272.27) |
| | (Increase)/ Decrease in inventories | (3,549.70) | (3,278.67) |
| | Increase/ (Decrease) in trade and other payables | 7,438.54 | 363.50 |
| | Increase/ (Decrease) in provisions | 2.89 | (25.09) |
| | | (12,135.49) | (4,212.52) |
| Cash (used in) / from continuing activities [A] | | (12,205.14) | (4,350.25) |
| Taxes Paid | | (201.90) | (50.92) |
| Net cash (used in) / from continuing activities [A] | | (12,407.04) | (4,401.17) |
| [B] CASH FLOWS FROM INVESTING ACTIVITIES | | | |
| Add: Inflows from investing activities | | | |
| Interest received | | 269.08 | 1,279.17 |
| Rent Received | | - | 1.80 |
| | | 269.08 | 1,280.97 |
| Less: Outflows from investing activities | | | |
| Purchase of property, plant and equipment and intangible assets | | 0.34 | 2.27 |
| Purchase of investments (net) | | 1,762.64 | 0.46 |
| | | 1,762.98 | 2.72 |
| Net Cash (used in) / from continuing activities [B] | | (1,493.91) | 1,278.25 |
| [C] CASH FLOWS FROM FINANCING ACTIVITIES | | | |
| Add: Inflows from financing activities | | | |
| Proceeds from Long-Term borrowings | | 33,629.83 | - |
| Proceeds from Short Term borrowings | | - | 5,001.36 |
| | | 33,629.83 | 5,001.36 |
| Less: Outflows from financing activities | | | |
| Interest paid | | 468.01 | 1,138.38 |
| Repayment of Long-Term borrowings | | 6,732.52 | 739.54 |
| Repayment of Short Term borrowings | | 12,449.22 | - |
| | | 19,649.76 | 1,877.92 |
| Net cash (used in) / from continuing activities [C] | | 13,980.07 | 3,123.43 |
| NET INCREASE / (DECREASE) IN CASH AND BANK BALANCES (A+B+C) | | 79.13 | 0.51 |
| Cash and cash equivalents at beginning of the year | | 3.26 | 2.75 |
| Cash and cash equivalents at end of the year | | 82.39 | 3.26 |



NH



MERINO SHELTERS PRIVATE LIMITED

CASH FLOW STATEMENT FOR THE YEAR ENDED 31ST MARCH, 2018

Notes :

The Standalone cash flow statement has been prepared under the indirect method as set out in Indian Accounting Standard (Ind AS) 7 - Statement of Cash Flows

Changes in liabilities arising from financing activities, including both changes arising from cash flows and non-cash changes :

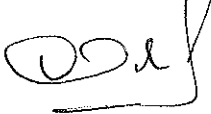
Reconciliation of liabilities arising from financing activities :

| Particulars | As at 1st April , 2017 | Changes as per Statement of Cash Flows | Non-Cash changes | As at 31st March, 2018 |
|-----------------------|------------------------|--|--------------------|------------------------|
| | | | Fair Value changes | |
| Long Term Borrowings | 6,919.99 | 27,448.15 | (550.84) | 33,817.30 |
| Short Term Borrowings | 13,809.66 | (12,449.22) | - | 1,360.44 |

For M H Dalal & Associates

Firm Registration Number : 112449 W

Chartered Accountants




Devang Dalal

Partner

Membership No. : 109409

Place : Mumbai

Date : 29/10/2018



For and on behalf of the Board




Rameshchandra Mansukhani

Director

DIN : 00012033

Place : Mumbai

Date : 29/10/2018



Nikhil Mansukhani

Director

DIN : 02257522



MERINO SHELTERS PRIVATE LIMITED

NOTES ON FINANCIAL STATEMENTS FOR THE YEAR ENDED 31ST MARCH, 2018

Statement of Changes in Equity For The Year Ended 31st March, 2018

A) EQUITY SHARE CAPITAL


(Rs. In Lacs)

| Particulars | Note | No. of Shares | Amount in Rs. |
|---|------|---------------|---------------|
| As at 31st March , 2016 | 18 | 18,789 | 1.88 |
| Changes in Equity Share Capital during the year | | | |
| As at 31st March , 2017 | 18 | 18,789 | 1.88 |
| Changes in Equity Share Capital during the year | | | |
| As at 31st March , 2018 | 18 | 18,789 | 1.88 |

B) OTHER EQUITY

(Rs. In Lacs)

| Particulars | Retained Earnings | Securities Premium Reserve | Total |
|--|-------------------|----------------------------|----------|
| Balance as at 31st March, 2016 | 40.68 | 4,109.12 | 4,149.80 |
| Profit / (Loss) for the year | (81.62) | | (81.62) |
| Other comprehensive income / (loss) for the year | | | - |
| - Remeasurements gains / (loss) on defined benefit plans | 1.01 | | 1.01 |
| Financial Guarantee issued by holding company to company's lenders | 65.34 | | 65.34 |
| Taxes for earlier years | (50.92) | | (50.92) |
| Balance as at 31st March, 2017 | (25.50) | 4,109.12 | 4,083.62 |
| Profit / (Loss) for the year | 54.49 | | 54.49 |
| Other comprehensive income / (loss) for the year | | | - |
| - Remeasurements gains / (loss) on defined benefit plans | 10.06 | | 10.06 |
| Reversal of Financial Guarantee issued by holding company to company's lenders | (284.03) | | (284.03) |
| Taxes for earlier years | | | - |
| Balance as at 31st March, 2018 | (244.99) | 4,109.12 | 3,864.13 |



[Handwritten signature]



NH

MERINO SHELTERS PRIVATE LIMITED

NOTES ON FINANCIAL STATEMENTS FOR THE YEAR ENDED 31ST MARCH, 2018

NOTE 1 :- CORPORATE INFORMATION

The financial statements comprise financial statements of Merino Shelters Private Limited, (CIN:U45200MH2005PTC155215) for the year ended March 31, 2018. The company is a private limited company domiciled in India and is incorporated under the provisions of the Companies Act applicable in India. The registered office of the company is located at 101, Man House, Opp. Pawan Hans, S. V. Road, Vile Parle (West), Mumbai - 400056.

The Company is principally engaged in the business of real estate development for commercial and residential purposes. The financial statements were authorised for issue in accordance with a resolution of the directors on October 29,2018.

NOTE 2 :- BASIC PREPARATION OF FINANCIAL STATEMENTS

The financial statements of the company have been prepared in accordance with Indian Accounting Standards (Ind AS) notified under the Companies (Indian Accounting Standards) Rules, 2015 as amended by the Companies(Indian Accounting Standards)(Amendment) Rules, 2016 and the relevant provisions of the Companies Act, 2013 ("the Act").

Accounting policies have been consistently applied except where a newly issued accounting standard is initially adopted or a revision to an existing accounting standard requires a change in the accounting policy hitherto in use.

NOTE 3 :- SIGNIFICANT ACCOUNTING POLICIES



(a) Property, plant and equipment

Property, plant and equipment are stated at cost, net of accumulated depreciation and accumulated impairment losses, if any. Freehold land are stated at cost. The cost comprises purchase price, borrowing costs if capitalization criteria are met and directly attributable cost of bringing the asset to its working condition for the intended use. Any trade discounts and rebates are deducted in arriving at the purchase price.

Each part of an item of property, plant and equipment with a cost that is significant in relation to the total cost of the item is depreciated separately. When significant parts of plant and equipment are required to be replaced at intervals, the Company depreciates them separately based on their specific useful lives. Likewise, when a major inspection is performed, its cost is recognized in the carrying amount of the plant and equipment as a replacement if the recognition criteria are satisfied. All other repair and maintenance costs are recognized in profit or loss as incurred.

Subsequent expenditure related to an item of property, plant and equipment is added to its book value only if it increases the future benefits from its previously assessed standard of performance. All other expenses on existing property, plant and equipment, including day-to-day repair and maintenance expenditure and cost of replacing parts, are charged to the statement of profit and loss for the period during which such expenses are incurred.

Borrowing costs directly attributable to acquisition of property, plant and equipment which take substantial period of time to get ready for its intended use are also included to the extent they relate to the period till such assets are ready to be put to use.



MERINO SHELTERS PRIVATE LIMITED

NOTES ON FINANCIAL STATEMENTS FOR THE YEAR ENDED 31ST MARCH, 2018

Advances paid towards the acquisition of property, plant and equipment outstanding at each balance sheet date is classified as capital advances under other non-current assets.

An item of property, plant and equipment and any significant part initially recognized is de-recognized upon disposal or when no future economic benefits are expected from its use or disposal. Any gain or loss arising on de-recognition of the asset (calculated as the difference between the net disposal proceeds and the carrying amount of the asset) is included in the income statement when the Property, plant and equipment is de-recognized.

Expenditure directly relating to construction activity is capitalized. Indirect expenditure incurred during construction period is capitalized to the extent to which the expenditure is indirectly related to construction or is incidental thereto. Other indirect expenditure (including borrowing costs) incurred during the construction period which is neither related to the construction activity nor is incidental thereto is charged to the statement of profit and loss.

Costs of assets not ready for use at the balance sheet date are disclosed under capital work- in- progress.

Depreciation methods, estimated useful lives and residual value

Depreciation is calculated on written down value basis using the useful lives estimated by the management, which are equal to those prescribed under Schedule II to the Companies Act, 2013.

The property, plant and equipment acquired under finance leases is depreciated over the asset's useful life or over the shorter of the asset's useful life and the lease term if there is no reasonable certainty that the company will obtain ownership at the end of the lease term. Leashold land is amortised on a straight line basis over the balance period of lease.

The residual values are not more than 5% of the original cost of the asset.


The assets' residual values and useful lives are reviewed, and adjusted if appropriate, at the end of each reporting period. An asset's carrying amount is written down immediately to its recoverable amount if the asset's carrying amount is greater than its estimated recoverable amount.

(b) Intangible assets

Computer software

Costs associated with maintaining software programmes are recognised as an expense as incurred. Development costs that are directly attributable to the design and testing of identifiable and unique software products controlled by the company are recognised as intangible assets when the following criteria are met:

- it is technically feasible to complete the software so that it will be available for use
- management intends to complete the software and use it
- there is an ability to use the software
- it can be demonstrated how the software will generate probable future economic benefits
- adequate technical, financial and other resources to complete the development and to use the software are available, and
- the expenditure attributable to the software during its development can be reliably measured.



MERINO SHELTERS PRIVATE LIMITED

NOTES ON FINANCIAL STATEMENTS FOR THE YEAR ENDED 31ST MARCH, 2018

Amortisation methods and periods

Intangible assets comprising of computer software are amortized on a straight line basis over the useful life of Five years which is estimated by the management.

Gains or losses arising from de-recognition of an intangible asset are measured as the difference between the net disposal proceeds and the carrying amount of the asset and are recognized in the statement of profit and loss when asset is derecognized.

(c) Investment properties

Property that is held for long-term rental yields or for capital appreciation or both, and that is not occupied by the company, is classified as investment property. Investment property is measured initially at its cost, including related transaction costs and where applicable borrowing costs. Subsequent to initial recognition, investment properties are stated at cost less accumulated depreciation and accumulated impairment, if any. Subsequent expenditure is capitalised to the asset's carrying amount only when it is probable that future economic benefits associated with the expenditure will flow to the company and the cost of the item can be measured reliably. All other repairs and maintenance costs are expensed when incurred. When part of an investment property is replaced, the carrying amount of the replaced part is derecognised.

(d) Impairment of non financial assets

The Company assesses, at each reporting date, whether there is an indication that an asset may be impaired. If any indication exists, or when annual impairment testing for an asset is required, the Company estimates the asset's recoverable amount. An asset's recoverable amount is the higher of an asset's or cash-generating unit's (CGU) fair value less costs of disposal and its value in use. Recoverable amount is determined for an individual asset, unless the asset does not generate cash inflows that are largely independent of those from other assets or groups of assets. When the carrying amount of an asset or CGU exceeds its recoverable amount, the asset is considered impaired and is written down to its recoverable amount.

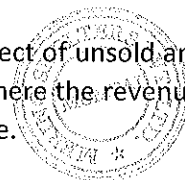
In assessing value in use, the estimated future cash flows are discounted to their present value using a pre-tax discount rate that reflects current market assessments of the time value of money and the risks specific to the asset. In determining fair value less costs of disposal, recent market transactions are taken into account. If no such transactions can be identified, an appropriate valuation model is used.

Impairment losses are recognized in the statement of profit and loss. After impairment, depreciation is provided on the revised carrying amount of the asset over its remaining useful life.

(e) Inventories

Direct expenditure relating to real estate activity is inventorised. Other expenditure (including borrowing costs) during construction period is inventorised to the extent the expenditure is directly attributable cost of bringing the asset to its working condition for its intended use. Other expenditure (including borrowing costs) incurred during the construction period which is not directly attributable for bringing the asset to its working condition for its intended use is charged to the statement of profit and loss. Direct and other expenditure is determined based on specific identification to the real estate activity.

Construction Work-in-progress: Represents cost incurred in respect of unsold area (including land) of the real estate development projects or cost incurred on projects where the revenue is yet to be recognized. Work-in-progress is valued at lower of cost or net realizable value.



NM

MERINO SHELTERS PRIVATE LIMITED

NOTES ON FINANCIAL STATEMENTS FOR THE YEAR ENDED 31ST MARCH, 2018

Finished goods - Stock of Residential Flats: Valued at lower of cost or net realizable value.

Raw materials, components and stores: Valued at lower of cost or net realizable value. Cost is determined based on weighted average basis.

Net realizable value is the estimated selling price in the ordinary course of business, less estimated costs of completion and estimated costs necessary to make the sale.

Land

Advances paid by the Company to the seller/intermediary toward outright purchase of land is recognized as land advance under other assets during the course of obtaining clear and marketable title, free from all encumbrances and transfer of legal title to the Company, whereupon it is transferred to land stock under inventories/ construction work in progress.

Foreign exchange differences regarded as an adjustment to borrowing costs are presented in the statement of profit and loss, within finance costs. All other foreign exchange gains and losses are presented in the statement of profit and loss on a net basis within other gains/(losses).

(f) Revenue recognition

Revenue is recognized to the extent that it is probable that the economic benefits will flow to the Company and the revenue can be reliably measured. Revenue is measured at the fair value of the consideration received or receivable, taking into account contractually defined terms of payment and excluding taxes or duties collected on behalf of the government.

The Company collects taxes such as sales tax/value added tax, service tax, etc on behalf of the Government and, therefore, these are not economic benefits flowing to the Company. Hence, they are excluded from the aforesaid revenue/ income.

The following specific recognition criteria must also be met before revenue is recognized:


(i) Recognition of revenue from real estate development

Revenue from real estate projects is recognized upon transfer of all significant risks and rewards of ownership of such real estate/ property, as per the terms of the contracts entered into with buyers, which generally coincides with the firming of the sales contracts/ agreements.

Where the Company still has obligations to perform substantial acts even after the transfer of all significant risks and rewards, revenue in such cases is recognized by applying the percentage of completion method in accordance with the "Guidance Note on Accounting for Real Estate Transactions" (for entities to whom Ind AS is applicable) only if the following thresholds have been met:

- (a) all critical approvals necessary for the commencement of the project have been obtained;
- (b) the expenditure incurred on construction and development costs (excluding land cost) is not less than 25 % of the total estimated construction and development costs;
- (c) at least 25 % of the saleable project area is secured by contracts/ agreements with buyers; and
- (d) at least 10 % of the contracts/ agreements value are realised at the reporting date in respect of such contracts/ agreements.

When the outcome of a real estate project can be estimated reliably and the conditions above are satisfied, project revenue (including from sale of undivided share of land) and project costs associated with the real estate project should be recognised as revenue and expenses by reference to the stage of completion of the project activity at the reporting date arrived at with reference to the entire project costs incurred (including land costs).



MERINO SHELTERS PRIVATE LIMITED

NOTES ON FINANCIAL STATEMENTS FOR THE YEAR ENDED 31ST MARCH, 2018

(ii) Interest income

Interest income, including income arising from other financial instruments measured at amortized cost, is recognized using the effective interest rate method.

(iii) Dividend income

Revenue is recognised when the company's right to receive the payment is established, which is generally when shareholders approve the dividend.

(g) Taxes

(i) Current income tax

Current income tax assets and liabilities are measured at the amount expected to be recovered from or paid to the taxation authorities. The tax rates and tax laws used to compute the amount are those that are enacted or substantively enacted, at the reporting date in the countries where the company operates and generates taxable income.

Current income tax relating to items recognised outside profit or loss is recognised outside profit or loss (either in other comprehensive income or in equity). Current tax items are recognised in correlation to the underlying transaction either in OCI or directly in equity. Management periodically evaluates positions taken in the tax returns with respect to situations in which applicable tax regulations are subject to interpretation and establishes provisions where appropriate.

(ii) Deferred tax


Deferred income tax is recognized using the balance sheet approach, deferred tax is recognized on temporary differences at the balance sheet date between the tax bases of assets and liabilities and their carrying amounts for financial reporting purposes, except when the deferred income tax arises from the initial recognition of goodwill or an asset or liability in a transaction that is not a business combination and affects neither accounting nor taxable profit or loss at the time of the transaction.

Deferred income tax assets are recognized for all deductible temporary differences, carry forward of unused tax credits and unused tax losses, to the extent that it is probable that taxable profit will be available against which the deductible temporary differences, and the carry forward of unused tax credits and unused tax losses can be utilized.

The carrying amount of deferred income tax assets is reviewed at each balance sheet date and reduced to the extent that it is no longer probable that sufficient taxable profit will be available to allow all or part of the deferred income tax asset to be utilized.

Deferred income tax assets and liabilities are measured at the tax rates that are expected to apply in the period when the asset is realized or the liability is settled, based on tax rates (and tax laws) that have been enacted or substantively enacted at the balance sheet date.

Deferred tax assets and deferred tax liabilities are offset if a legally enforceable right exists to set off current tax assets against current tax liabilities and the deferred taxes relate to the same taxable entity and the same taxation authority.



A handwritten signature in black ink, appearing to be 'S. D.' or similar.



Handwritten initials 'NH' in black ink.

MERINO SHELTERS PRIVATE LIMITED

NOTES ON FINANCIAL STATEMENTS FOR THE YEAR ENDED 31ST MARCH, 2018

(iii) Minimum alternate Tax

MAT payable for a year is charged to the statement of profit and loss as current tax. The Company recognizes MAT credit available in the statement of profit and loss as deferred tax with a corresponding asset only to the extent that there is probable certainty that the Company will pay normal income tax during the specified period, i.e., the period for which MAT credit is allowed to be carried forward, in accordance with the Guidance Note on Accounting for Credit Available in respect of Minimum Alternative Tax under the Income-tax Act, 1961. The said asset is shown as 'MAT Credit Entitlement' under Deferred Tax. The Company reviews the same at each reporting date and writes down the asset to the extent the Company does not have convincing evidence that it will pay normal tax during the

(h) Financial Instruments

Financial assets and financial liabilities are recognised when a Company becomes a party to the contractual provisions of the instruments.

Initial Recognition

Financial assets and financial liabilities are initially measured at fair value. Transaction costs that are directly attributable to the acquisition or issue of financial assets and financial liabilities (other than financial assets and financial liabilities at fair value through profit or loss and ancillary costs related to borrowings) are added to or deducted from the fair value of the financial assets or financial liabilities, as appropriate, on initial recognition. Transaction costs directly attributable to the acquisition of financial assets or financial liabilities at fair value through profit or loss are recognised immediately in Statement of Profit and Loss.

Classification and Subsequent Measurement: Financial Assets

The Company classifies financial assets as subsequently measured at amortised cost, fair value through other comprehensive income ("FVOCI") or fair value through profit or loss ("FVTPL") on the basis of following:

- the entity's business model for managing the financial assets and
- the contractual cash flow characteristics of the financial asset.

(i) Amortised Cost

A financial asset shall be classified and measured at amortised cost if both of the following conditions are met:

- the financial asset is held within a business model whose objective is to hold financial assets in order to collect contractual cash flows and
- the contractual terms of the financial asset give rise on specified dates to cash flows that are solely payments of principal and interest on the principal amount outstanding.


(ii) Fair Value through other comprehensive income

A financial asset shall be classified and measured at fair value through OCI if both of the following conditions are met:

- the financial asset is held within a business model whose objective is achieved by both collecting contractual cash flows and selling financial assets and
- the contractual terms of the financial asset give rise on specified dates to cash flows that are solely payments of principal and interest on the principal amount outstanding.

(iii) Fair Value through Profit or Loss

A financial asset shall be classified and measured at fair value through profit or loss unless it is measured at amortised cost or at fair value through OCI.



MERINO SHELTERS PRIVATE LIMITED

NOTES ON FINANCIAL STATEMENTS FOR THE YEAR ENDED 31ST MARCH, 2018

All recognised financial assets are subsequently measured in their entirety at either amortised cost or fair value, depending on the classification of the financial assets.

Classification and Subsequent Measurement: Financial liabilities

Financial liabilities are classified as either financial liabilities at FVTPL or 'other financial liabilities'.

(i) Financial Liabilities at FVTPL

Financial liabilities are classified as at FVTPL when the financial liability is held for trading or are designated upon initial recognition as FVTPL. Gains or Losses on liabilities held for trading are recognised in the Statement of Profit and Loss.

(ii) Other Financial Liabilities:

Other financial liabilities (including borrowings and trade and other payables) are subsequently measured at amortised cost using the effective interest method.

The effective interest method is a method of calculating the amortised cost of a financial liability and of allocating interest expense over the relevant period. The effective interest rate is the rate that exactly discounts estimated future cash payments (including all fees and points paid or received that form an integral part of the effective interest rate, transaction costs and other premiums or discounts) through the expected life of the financial liability, or (where appropriate) a shorter period, to the net carrying amount on initial recognition.


Impairment of financial assets

Financial assets, other than those at FVTPL, are assessed for indicators of impairment at the end of each reporting period. The Company recognises a loss allowance for expected credit losses on financial asset. In case of trade receivables, the Company follows the simplified approach permitted by Ind AS 109 -- Financial Instruments for recognition of impairment loss allowance. The application of simplified approach does not require the Company to track changes in credit risk. The Company calculates the expected credit losses on trade receivables using a provision matrix on the basis of its historical credit loss experience.

Derecognition of financial assets

The Company derecognises a financial asset when the contractual rights to the cash flows from the asset expire, or when it transfers the financial asset and substantially all the risks and rewards of ownership of the asset to another party. If the Company neither transfers nor retains substantially all the risks and rewards of ownership and continues to control the transferred asset, the Company recognises its retained interest in the asset and an associated liability for amounts it may have to pay. If the Company retains substantially all the risks and rewards of ownership of a transferred financial asset, the Company continues to recognise the financial asset and also recognises a collateralised borrowing for the proceeds received.

On derecognition of a financial asset in its entirety, the difference between the asset's carrying amount and the sum of the consideration received and receivable and the cumulative gain or loss that had been recognised in other comprehensive income and accumulated in equity is recognised in profit or loss if such gain or loss would have otherwise been recognised in profit or loss on disposal of that financial



A handwritten signature in black ink, appearing to be 'A. S.'.



Handwritten initials 'NH' in black ink.

MERINO SHELTERS PRIVATE LIMITED

NOTES ON FINANCIAL STATEMENTS FOR THE YEAR ENDED 31ST MARCH, 2018

Derecognition of financial liabilities

A financial liability is derecognized when the obligation under the liability is discharged or cancelled or expires. When an existing financial liability is replaced by another from the same lender on substantially different terms, or the terms of an existing liability are substantially modified, such an exchange or modification is treated as the derecognition of the original liability and the recognition of a new liability. The difference in the respective carrying amounts is recognized in the statement of profit or loss.

Equity investment in subsidiaries, joint ventures and associates

Investment in subsidiaries, joint ventures and associates are carried at cost. Impairment recognized, if any, is reduced from the carrying value.

Offsetting of financial instruments

Financial assets and financial liabilities are offset and the net amount is reported in the balance sheet if there is a currently enforceable legal right to offset the recognised amounts and there is an intention to settle on a net basis, to realise the assets and settle the liabilities simultaneously.

Derivative financial instruments

Derivative financial instruments are initially recognised at fair value on the date on which a derivative contract is entered into and are subsequently re-measured at fair value. Derivatives are carried as financial assets when the fair value is positive and as financial liabilities when the fair value is negative.

(i) Financial liabilities and equity instruments

Classification as debt or equity

Debt and equity instruments issued by the Company are classified as either financial liabilities or as equity in accordance with the substance of the contractual arrangements and the definitions of a financial liability and an equity instrument.

Equity instruments

An equity instrument is any contract that evidences a residual interest in the assets of an entity after deducting all of its liabilities. Equity instruments issued by a Company are recognised at the proceeds received.


(i) Convertible financial instrument

Convertible instruments are separated into liability and equity components based on the terms of the contract.

On issuance of the convertible instruments, the fair value of the liability component is determined using a market rate for an equivalent non-convertible instrument. This amount is classified as a financial liability measured at amortised cost (net of transaction costs) until it is extinguished on conversion or

The remainder of the proceeds is allocated to the conversion option that is recognised and included in equity since conversion option meets Ind AS 32 criteria for fixed to fixed classification. Transaction costs are deducted from equity, net of associated income tax. The carrying amount of the conversion option is not remeasured in subsequent years.

Transaction costs are apportioned between the liability and equity components of the convertible instrument based on the allocation of proceeds to the liability and equity components when the instruments are initially recognised.



MERINO SHELTERS PRIVATE LIMITED

NOTES ON FINANCIAL STATEMENTS FOR THE YEAR ENDED 31ST MARCH, 2018

(k) Employee benefits

(i) Short-term obligations

Liabilities for wages and salaries, including non-monetary benefits that are expected to be settled wholly within 12 months after the end of the period in which the employees render the related service are recognised in respect of employees' services up to the end of the reporting period and are measured at the amounts expected to be paid when the liabilities are settled. The liabilities are presented as current employee benefit obligations in the balance sheet.

(ii) Other long-term employee benefit obligations

The liabilities for earned leave and sick leave are not expected to be settled wholly within 12 months after the end of the period in which the employees render the related service. They are therefore measured as the present value of expected future payments to be made in respect of services provided by employees up to the end of the reporting period using the projected unit credit method. The benefits are discounted using the market yields at the end of the reporting period that have terms approximating to the terms of the related obligation.

The obligations are presented as current liabilities in the balance sheet if the entity does not have an unconditional right to defer settlement for at least twelve months after the reporting period, regardless of when the actual settlement is expected to occur.

(iii) Post-employment obligations

The company operates the following post-employment schemes:

- (a) defined benefit plans such as gratuity & Leave Encashment
- (b) defined contribution plans such as provident fund.

Gratuity obligations


The liability or asset recognised in the balance sheet in respect of defined benefit gratuity plans is the present value of the defined benefit obligation at the end of the reporting period less the fair value of plan assets. The defined benefit obligation is calculated annually by actuaries using the projected unit credit method.

The present value of the defined benefit obligation denominated in INR is determined by discounting the estimated future cash outflows by reference to market yields at the end of the reporting period on government bonds that have terms approximating to the terms of the related obligation.

The net interest cost is calculated by applying the discount rate to the net balance of the defined benefit obligation and the fair value of plan assets. This cost is included in employee benefit expense in the statement of profit and loss.

Remeasurement gains and losses arising from experience adjustments and changes in actuarial assumptions are recognised in the period in which they occur, directly in other comprehensive income. They are included in retained earnings in the statement of changes in equity and in the balance sheet.

Changes in the present value of the defined benefit obligation resulting from plan amendments or curtailments are recognised immediately in profit or loss as past service cost.



MERINO SHELTERS PRIVATE LIMITED

NOTES ON FINANCIAL STATEMENTS FOR THE YEAR ENDED 31ST MARCH, 2018

Defined contribution plans

The company pays provident fund contributions to publicly administered provident funds as per local regulations. The company has no further payment obligations once the contributions have been paid. The contributions are accounted for as defined contribution plans and the contributions are recognised as employee benefit expense when they are due. Prepaid contributions are recognised as an asset to the extent that a cash refund or a reduction in the future payments is available.

Termination benefits

Termination benefits are payable when employment is terminated by the company before the normal retirement date, or when an employee accepts voluntary redundancy in exchange for these benefits.

(l) Provisions, Contingent Liabilities and Contingent Assets

Provisions are recognised when the Company has a present obligation (legal or constructive) as a result of a past event and it is probable that an outflow of resources, that can be reliably estimated, will be required to settle such an obligation.

If the effect of the time value of money is material, provisions are determined by discounting the expected future cash flows to net present value using an appropriate pre-tax discount rate that reflects current market assessments of the time value of money and, where appropriate, the risks specific to the liability. Unwinding of the discount is recognised in the Statement of Profit and Loss as a finance cost. Provisions are reviewed at each reporting date and are adjusted to reflect the current best estimate.

A present obligation that arises from past events where it is either not probable that an outflow of resources will be required to settle or a reliable estimate of the amount cannot be made, is disclosed as a contingent liability. Contingent liabilities are also disclosed when there is a possible obligation arising from past events, the existence of which will be confirmed only by the occurrence or non-occurrence of one or more uncertain future events not wholly within the control of the Company.


Claims against the Company where the possibility of any outflow of resources in settlement is remote, are not disclosed as contingent liabilities.

Contingent assets are not recognised in financial statements since this may result in the recognition of income that may never be realised. However, when the realisation of income is virtually certain, then the related asset is not a contingent asset and is recognised.

(m) Borrowing costs

General and specific borrowing costs that are directly attributable to the acquisition, construction or production of a qualifying asset are capitalised during the period of time that is required to complete and prepare the asset for its intended use or sale. Qualifying assets are assets that necessarily take a substantial period of time to get ready for their intended use or sale.

Investment income earned on the temporary investment of specific borrowings pending their expenditure on qualifying assets is deducted from the borrowing costs eligible for capitalisation. Other borrowing costs are expensed in the period in which they are incurred.



MERINO SHELTERS PRIVATE LIMITED

NOTES ON FINANCIAL STATEMENTS FOR THE YEAR ENDED 31ST MARCH, 2018

(n) **Segment Reporting - Identification of Segments**

An operating segment is a component of the Company that engages in business activities from which it may earn revenues and incur expenses, whose operating results are regularly reviewed by the company's chief operating decision maker to make decisions for which discrete financial information is available. Based on the management approach as defined in Ind AS 108, the chief operating decision maker evaluates the Company's performance and allocates resources based on an analysis of various performance indicators by business segments and geographic segments.

(o) **Earnings per share**

Basic earnings per share

Basic earnings per share is calculated by dividing:

- the profit attributable to owners of the company
- by the weighted average number of equity shares outstanding during the financial year, adjusted for bonus elements in equity shares issued during the year.

Diluted earnings per share

Diluted earnings per share adjusts the figures used in the determination of basic earnings per share to take into account:

- the after income tax effect of interest and other financing costs associated with dilutive potential
- the weighted average number of additional equity shares that would have been outstanding assuming the conversion of all dilutive potential equity shares.

(p) **Current/non current classification**

The Company presents assets and liabilities in the balance sheet based on current/ non-current classification. An asset is treated as current when it is:

- Expected to be realised or intended to be sold or consumed in normal operating cycle
- Held primarily for the purpose of trading
- Expected to be realised within twelve months after the reporting period, or
- Cash or cash equivalent unless restricted from being exchanged or used to settle a liability for at least twelve months after the reporting period.

All other assets are classified as non-current.


A liability is current when:

- It is expected to be settled in normal operating cycle.
- It is held primarily for the purpose of trading.
- It is due to be settled within twelve months after the reporting period, or
- There is no unconditional right to defer the settlement of the liability for at least twelve months after the reporting period.

The company classifies all other liabilities as non-current.

Deferred tax assets and liabilities are classified as non-current assets and liabilities.

The operating cycle is the time between the acquisition of assets for processing and their realisation in cash and cash equivalents. The company has identified twelve months as its operating cycle.



MERINO SHELTERS PRIVATE LIMITED

NOTES ON FINANCIAL STATEMENTS FOR THE YEAR ENDED 31ST MARCH, 2018

(q) Cash and cash equivalents

Cash and cash equivalents in the Balance Sheet comprise cash at bank and in hand and short-term deposits with banks having original maturity of three months or less which are subject to insignificant risk of changes in value.

(r) Cash Flow Statement

Cash Flows are reported using the indirect method, whereby profit before tax is adjusted for the effects of transactions of a non-cash nature, any deferrals or accruals of past or future operating cash receipts or payments and item of income or expenses associated with investing or financing cash flows. The cash flows from operating, investing and financing activities of the company are segregated.

(s) Rounding of amounts

All amounts disclosed in the financial statements and notes have been rounded off to the nearest Lakh as per the requirement of Schedule III, unless otherwise stated.

NOTE 4 :- USE OF ESTIMATES AND CRITICAL ACCOUNTING JUDGMENTS

The preparation of these financial statements in conformity with the recognition and measurement principles of Ind AS requires the management of the Company to make estimates and assumptions that affect the reported balances of assets and liabilities, disclosures relating to contingent liabilities as at the date of the financial statements and the reported amounts of income and expense for the periods presented.

Estimates and underlying assumptions are reviewed on an ongoing basis. Revisions to accounting estimates are recognised in the period in which the estimates are revised and future periods are

Key sources of estimation of uncertainty at the date of the financial statements, which may cause a material adjustment to the carrying amounts of assets and liabilities within the next financial year, are in respect of recognition of revenue, valuation of unbilled receivables, estimation of net realisable value of inventories, impairment of non current assets, valuation of deferred tax assets, provisions and contingent liabilities.


(i) Revenue recognition and valuation of unbilled revenue

The Company uses the percentage-of-completion method for recognition of revenue, accounting for unbilled revenue and contract cost thereon for its real estate and contractual projects. The percentage of completion is measured by reference to the stage of the projects and contracts determined based on the proportion of contract costs incurred for work performed to date bear to the estimated total contract costs. Use of the percentage-of-completion method requires the Company to estimate the efforts or costs expended to date as a proportion of the total efforts or costs to be expended. Significant assumptions are required in determining the stage of completion, the extent of the contract cost incurred, the estimated total contract revenue and contract cost and the recoverability of the contracts. These estimates are based on events existing at the end of each reporting date.

(ii) Estimation of net realizable value for inventory

Inventory is stated at the lower of cost and net realizable value (NRV).

NRV for completed inventory property is assessed by reference to market conditions and prices existing at the reporting date and is determined by the Company, based on comparable transactions identified by the Company for properties in the same geographical market serving the same real estate segment.



MERINO SHELTERS PRIVATE LIMITED

NOTES ON FINANCIAL STATEMENTS FOR THE YEAR ENDED 31ST MARCH, 2018

NRV in respect of inventory property under construction is assessed with reference to market prices at the reporting date for similar completed property, less estimated costs to complete construction and an estimate of the time value of money to the date of completion.

(iii) Impairment of non - financial assets

Impairment exists when the carrying value of an asset or cash generating unit exceeds its recoverable amount, which is the higher of its fair value less costs of disposal and its value in use. The fair value less costs of disposal calculation is based on available data from binding sales transactions, conducted at arm's length, for similar assets or observable market prices less incremental costs for disposing of the asset. The value in use calculation is based on a DCF model. The cash flows are derived from the budget for the next five years and do not include restructuring activities that the Company is not yet committed to or significant future investments that will enhance the asset's performance of the CGU being tested. The recoverable amount is sensitive to the discount rate used for the DCF model as well as the expected future cash-inflows and the growth rate used for extrapolation purposes. These estimates are most relevant to disclosure of fair value of investment property recorded by the Company.

(iv) Defined benefit plans

The cost of the defined benefit gratuity plan and other post-employment medical benefits and the present value of the gratuity obligation are determined using actuarial valuations. An actuarial valuation involves making various assumptions that may differ from actual developments in the future. These include the determination of the discount rate, future salary increases and mortality rates. Due to the complexities involved in the valuation and its long-term nature, a defined benefit obligation is highly sensitive to changes in these assumptions. All assumptions are reviewed at each reporting date.

(v) Provisions and Contingent liabilities

A provision is recognised when the Company has a present obligation as a result of past event and it is probable that an outflow of resources will be required to settle the obligation, in respect of which a reliable estimate can be made. Provisions (excluding retirement benefits and compensated absences) are not discounted to its present value unless the effect of time value of money is material and are determined based on best estimate required to settle the obligation at the Balance sheet date. These are reviewed at each Balance sheet date and adjusted to reflect the current best estimates. Contingent liabilities are not recognised in the financial statements.



NH


A large, stylized handwritten signature in black ink, written over the circular stamp.

MERINO SHELTERS PRIVATE LIMITED
NOTES ON FINANCIAL STATEMENTS FOR THE YEAR ENDED 31ST MARCH, 2018

NOTE 5:- PROPERTY, PLANT AND EQUIPMENT

(Rs. in Lacs)

| Particulars | Computers | Furniture and fittings | Office equipments | Vehicles | Total | Capital work-in-progress |
|----------------------------------|-----------|------------------------|-------------------|----------|-------|--------------------------|
| Cost: | | | | | | |
| As at 31-03-2016 | 1.75 | 1.74 | 2.05 | 64.06 | 69.60 | 25.59 |
| Additions | 1.07 | - | 1.20 | - | 2.27 | - |
| Disposals/transfers | - | - | - | - | - | - |
| As at 31-03-2017 | 2.82 | 1.74 | 3.25 | 64.06 | 71.86 | 25.59 |
| Additions | 0.34 | - | - | - | 0.34 | - |
| Disposals/transfers | - | - | - | - | - | - |
| As at 31-03-2018 | 3.16 | 1.74 | 3.25 | 64.06 | 72.20 | 25.59 |
| Accumulated Depreciation: | | | | | | |
| As at 31-03-2016 | 0.78 | 0.25 | 0.23 | 8.66 | 9.93 | - |
| Depreciation charge for the year | 0.13 | 0.27 | 0.44 | 8.66 | 9.50 | - |
| Disposals/transfers | - | - | - | - | - | - |
| As at 31-03-2017 | 0.91 | 0.53 | 0.67 | 17.33 | 19.43 | - |
| Depreciation charge for the year | 0.32 | 0.27 | 0.68 | 8.66 | 9.93 | - |
| Disposals/transfers | - | - | - | - | - | - |
| As at 31-03-2018 | 1.22 | 0.80 | 1.35 | 25.99 | 29.37 | - |
| Net book value | | | | | | |
| At 31-03-2017 | 1.91 | 1.21 | 2.58 | 46.73 | 52.43 | 25.59 |
| At 31-03-2018 | 1.93 | 0.93 | 1.90 | 38.06 | 42.83 | 25.59 |



[Handwritten Signature]

NH

MERINO SHELTERS PRIVATE LIMITED

NOTES ON FINANCIAL STATEMENTS FOR THE YEAR ENDED 31ST MARCH, 2018

(Rs. In Lacs)

NOTE 6:- INVESTMENT PROPERTIES

| Particulars | Amount |
|--|---------------|
| As at March 31, 2016 | 169.86 |
| Additions | - |
| Disposals | - |
| Other Adjustments | - |
| As at March 31, 2017 | 169.86 |
| Additions | - |
| Disposals | - |
| Other Adjustments | - |
| As at March 31, 2018 | 169.86 |
| Net Carrying value as at March 31, 2018 | 169.86 |
| Net Carrying value as at March 31, 2017 | 169.86 |

**The company has not charged depreciation on investment properties for the financial year 2017-18



Notes :

i. Amount recognised in the statement of profit and loss for investment properties

| Particulars | March 31, 2018 | March 31, 2017 |
|---|----------------|----------------|
| Rental Income | - | 1.80 |
| Direct Operating expenses from property that generated rental income | - | - |
| Direct Operating expenses from property that did not generate rental income | - | - |
| Profit from investment properties before depreciation | - | 1.80 |
| Depreciation | - | - |
| Profit from investment properties | - | 1.80 |

ii. Contractual Obligations

The Company does not have any contractual obligations to purchase, construct or develop investment property or for its repairs, maintenance or enhancements.

MERINO SHELTERS PRIVATE LIMITED

NOTES ON FINANCIAL STATEMENTS FOR THE YEAR ENDED 31ST MARCH, 2018


(Rs. In Lacs)

NOTE 7:- OTHER INTANGIBLE ASSETS

| Particulars | Computer Software | Total |
|----------------------------------|-------------------|-------|
| Cost: | | |
| As at 31-03-2016 | 0.76 | 0.76 |
| Additions | - | - |
| Disposals /transfers | - | - |
| As at 31-03-2017 | 0.76 | 0.76 |
| Additions | - | - |
| Disposals /transfers | - | - |
| As at 31-03-2018 | 0.76 | 0.76 |
| Accumulated amortisation: | | |
| As at 31-03-2016 | 0.28 | 0.28 |
| Amortisation charge for the year | - | - |
| Disposals /transfers | - | - |
| As at 31-03-2017 | 0.28 | 0.28 |
| Amortisation charge for the year | - | - |
| Disposals /transfers | - | - |
| As at 31-03-2018 | 0.28 | 0.28 |
| Net book value | | |
| As at 31-03-2017 | 0.49 | 0.49 |
| As at 31-03-2018 | 0.49 | 0.49 |

NOTE 8:- NON-CURRENT OTHER FINANCIAL ASSETS

| Particulars | As at 31-03-2018 | As at 31-03-2017 |
|------------------------|------------------|------------------|
| Considered good | | |
| - Security deposits | 10.25 | 22.50 |
| Total | 10.25 | 22.50 |



(Handwritten signature)



NH

MERINO SHELTERS PRIVATE LIMITED

NOTES ON FINANCIAL STATEMENTS FOR THE YEAR ENDED 31ST MARCH, 2018

(Rs. In Lacs)

NOTE 9:- TAXATION

The major components of income tax items charged or credited directly to the profit or loss during the year:

| Particulars | 2017-18 | 2016-17 |
|---|---------------|--------------|
| Current income tax: | | |
| Current Income tax charge | 5.58 | - |
| MAT credit entitlement | (5.58) | - |
| Deferred tax expense / (benefit): | | |
| Relating to origination and reversal of temporary differences (continuing operations) | (0.15) | 76.97 |
| Total tax expense | (0.15) | 76.97 |

Income Tax expense

| Particulars | 2017-18 | 2016-17 |
|--|---------------|--------------|
| Reconciliation | | |
| Accounting profit before income tax | 54.33 | (4.64) |
| Enacted tax rate in India | 30.9% | 30.9% |
| Income tax on accounting profits | 16.79 | (1.44) |
| Effect of | | |
| Recognition of deferred tax relating to origination and reversal of temporary difference | (0.15) | 76.97 |
| Other Non deductible expense/ (Income) | (16.79) | 1.44 |
| Income tax expense charged to the statement of profit and loss | (0.15) | 76.97 |

Reconciliation of deferred tax assets / (liabilities) net:

| Particulars | As at 31-03-2018 | As at 31-03-2017 |
|---|------------------|------------------|
| Opening balance as of 1st April | 0.11 | 77.54 |
| Tax income / (expense) during the period recognised in profit or loss | 0.15 | (76.97) |
| Tax income / (expense) during the period recognised in OCI | (4.50) | (0.45) |
| Closing balance | (4.24) | 0.11 |



(Handwritten signature)



NH

MERINO SHELTERS PRIVATE LIMITED

NOTES ON FINANCIAL STATEMENTS FOR THE YEAR ENDED 31ST MARCH, 2018

(Rs. In Lacs)

NOTE 10:- OTHER NON CURRENT ASSETS

| Particulars | As at 31.03.2018 | As at 31.03.2017 |
|------------------------------|------------------|------------------|
| Unsecured, Considered Good | | |
| - Corporate Guarantee Assets | - | 119.29 |
| Total | - | 119.29 |

NOTE 11:- INVENTORIES

| Particulars | As at 31.03.2018 | As at 31.03.2017 |
|--|------------------|------------------|
| (At cost or net realizable value, whichever is less) | | |
| Construction work in progress (Refer Note 27) | 24,319.09 | 20,769.39 |
| Total | 24,319.09 | 20,769.39 |

NOTE 12:- CURRENT FINANCIAL ASSETS-INVESTMENTS

| Particulars | As at 31.03.2018 | As at 31.03.2017 |
|---|------------------|------------------|
| Investments carried at fair value through Profit and Loss | | |
| Quoted investments | | |
| - Investments in Mutual Funds | | |
| 1,69,884.37 units in Invesco India Liquid Fund - Daily Dividend @ Rs.1,001.62 as on 31.03.2018 (Previous Year 45.863 units @ Rs.1,001.62) | 1,701.60 | 0.46 |
| 6,14,990 units in Union Prudence Fund Regular Plant-Growth @ Rs.10/- as on 31.03.2018 (Previous Year NIL) | 61.50 | - |
| Total | 1,763.10 | 0.46 |

NOTE 13:- CASH AND CASH EQUIVALENTS

| Particulars | As at 31.03.2018 | As at 31.03.2017 |
|-----------------------|------------------|------------------|
| Cash in Hand | 0.58 | 0.41 |
| Balances with banks: | | |
| - In Current Accounts | 6.74 | 2.85 |
| - In Escrow Accounts | 75.06 | - |
| Total | 82.39 | 3.27 |



(Handwritten signature)



(Handwritten initials)

MERINO SHELTERS PRIVATE LIMITED

NOTES ON FINANCIAL STATEMENTS FOR THE YEAR ENDED 31ST MARCH, 2018

(Rs. In Lacs)

NOTE 14:- CURRENT FINANCIAL ASSETS - LOANS

| Particulars | As at 31.03.2018 | As at 31.03.2017 |
|---|------------------|------------------|
| Unsecured, considered good, unless otherwise stated | | |
| - Inter corporate deposit | 18,810.10 | 2,879.64 |
| Total | 18,810.10 | 2,879.64 |

NOTE 15:- OTHER CURRENT FINANCIAL ASSETS


| Particulars | As at 31.03.2018 | As at 31.03.2017 |
|--------------------------|------------------|------------------|
| Interest accrued and due | 1,320.51 | 28.73 |
| Rent Receivable | 10.80 | 10.80 |
| Total | 1,331.31 | 39.53 |

NOTE 16:- CURRENT TAX ASSET (NET)

| Particulars | As at 31.03.2018 | As at 31.03.2017 |
|---------------------------------|------------------|------------------|
| Advance Tax (Net of Provisions) | 225.94 | 24.04 |
| Total | 225.94 | 24.04 |

NOTE 17:- OTHER CURRENT ASSETS

| Particulars | As at 31.03.2018 | As at 31.03.2017 |
|-------------------------------------|------------------|------------------|
| Balance with government authorities | 138.86 | 257.40 |
| Advances to Sundry Creditors | 1,710.97 | 1,677.97 |
| Advances To Staff | 4.20 | 0.85 |
| Prepaid expenses | 4.61 | - |
| Other Receivables | 21.83 | - |
| Total | 1,880.48 | 1,936.22 |



(Handwritten signature)



NH

MERINO SHELTERS PRIVATE LIMITED

NOTES ON FINANCIAL STATEMENTS FOR THE YEAR ENDED 31ST MARCH, 2018

NOTE 18:- SHARE CAPITAL

(Rs. In Lacs)

18.1 : Authorized Capital

| Particulars | Equity Share | |
|-------------------------------------|--------------|--------|
| | Number | Amount |
| At April 1, 2016 | 1,00,000 | 10 |
| Increase/(decrease) during the year | - | - |
| At March 31, 2017 | 1,00,000 | 10 |
| Increase/(decrease) during the year | - | - |
| At March 31, 2018 | 1,00,000 | 10 |

18.2 : Issued, Subscribed and Fully Paid Capital

| Particulars | Equity Share | |
|--|--------------|--------|
| | Number | Amount |
| Equity shares of INR 10 each issued, subscribed and fully paid | | |
| At April 1, 2016 | 18,789 | 1.88 |
| Increase/(decrease) during the year | - | - |
| At March 31, 2017 | 18,789 | 1.88 |
| Increase/(decrease) during the year | - | - |
| At March 31, 2018 | 18,789 | 1.88 |

18.3 : Shares held by holding company

Out of equity and preference shares issued by the company, shares held by its holding company are as below:


| Particulars | As at 31-03-2018 | As at March 31, 2017 |
|---|---------------------|-------------------------|
| Equity shares of INR 10 each fully paid - Man Industries (I) Limited | 18,789 | 18,789 |

18.4 : Details shareholders holding more than 5 % shares in the Company:

| Particulars | As at 31-03-2018 | As at 31-03-2017 |
|-----------------------------------|---------------------|---------------------|
| | No. Of shares | No. Of shares |
| 1. Man Industries (India) Limited | 18,789 | 18,789 |

18.5 : Aggregate number of bonus share issued and shares issued for consideration other than cash during the period of five years immediately preceding the reporting date :

The Company has not issued any bonus share nor has there been any buy back of shares during the five years immediately preceding 31 March 2018.



(Handwritten signature)



(Handwritten initials)

MERINO SHELTERS PRIVATE LIMITED

NOTES ON FINANCIAL STATEMENTS FOR THE YEAR ENDED 31ST MARCH, 2018

(Rs. In Lacs)

NOTE 19:- NON-CURRENT FINANCIAL LIABILITIES-BORROWINGS


| Particulars | As at 31.03.2018 | As at 31.03.2017 |
|---|------------------|------------------|
| Secured loans | | |
| From banks | | |
| Term loan from ICICI bank (Refer Note 19.1) | 17.61 | 27.93 |
| From financial institutions | | |
| Term loan from IFCI (Refer Note 19.2) | - | 6,722.19 |
| Term loan from DHFL (Refer Note 19.3) | 26,695.24 | - |
| Term loan from Union Bank (Refer Note 19.4) | 6,934.59 | - |
| Total Secured Loan | 33,647.44 | 6,750.13 |
| Unsecured Loan | | |
| From holding company - Loan | - | - |
| Loan from others | 169.86 | 169.86 |
| Total Unsecured Loan | 169.86 | 169.86 |
| Total Loan Liability | 33,817.30 | 6,919.99 |
| Less : Loan Repayable Within one year Classified as Current Financial Liabilities (Refer Note 23) | 6,944.08 | 3,758.57 |
| Total | 26,873.22 | 3,161.42 |

19.1 : The company was disbursed a car loan amounting to Rs. 50 lacs by ICICI bank. This loan is secured against car for a tenure of 60 months having rate of interest 10.25% per annum.


19.2 : The company was sanctioned a term loan of Rs. 7,500 lacs by Industrial Finance Corporation of India Limited (IFCI) for construction of Nerul Property. This facility is secured against an exclusive charge on Nerul project, escrow receivables from Nerul project and backed by corporate guarantee of holding company i.e. Man Industries (India) Limited. The loan is repayable in 10 equated quarterly installments after a moratorium of 18 months from the date of first disbursement having rate of interest 15.50% per annum. The Loan repaid during the year by the company.

19.3 : During the year, the company was sanctioned a term loan of Rs.60,000 lacs by Dewan Housing Finance Corporation Limited (DHFL) for construction of Nerul Property. This facility is secured against an exclusive charge on Nerul project, escrow receivables from Nerul project. The term loan taken for period of 72 months and repayable in 24 equated quarterly installments after a moratorium of 48 months from the date of first disbursement having rate of interest 11.3% per annum.

19.4 : During the year, the company has sanctioned a term loan of Rs.17,000 lacs (Out of which Rs.12,500 lacs taken as Term Loan and Rs.4,500 lac utilised for repayment of loan taken from Industrial Finance Corporation of India Limited (IFCI)) by Union Bank of India for construction of Nerul Property. This facility is secured against an exclusive charge on Nerul project, escrow receivables from Nerul project. The term loan of Rs.12,500 lacs taken for period of 48 months and repayable in 10 equated quarterly installments after a moratorium of 18 months from the date of first disbursement having rate of interest 12% per annum. The term loan of Rs.4,500 lacs repayable in 6 equated quarterly installments starting from Dec-17 having rate of interest 12% per annum.



(Handwritten signature)



(Handwritten initials)

MERINO SHELTERS PRIVATE LIMITED

NOTES ON FINANCIAL STATEMENTS FOR THE YEAR ENDED 31ST MARCH, 2018

(Rs. In Lacs)

NOTE 20:- NON-CURRENT PROVISIONS

| Particulars | As at 31.03.2018 | As at 31.03.2017 |
|--|------------------|------------------|
| Employee Benefits - Actuarial liability | | |
| - Gratuity | 5.99 | 13.94 |
| - Leave Encashment | 3.04 | 6.89 |
| Total | 9.02 | 20.83 |

NOTE 21:- CURRENT FINANCIAL LIABILITIES - BORROWINGS

| Particulars | As at 31.03.2018 | As at 31.03.2017 |
|-------------------------------|------------------|------------------|
| Unsecured loans | | |
| - From holding company - Loan | 857.63 | 13,809.66 |
| Loan from Others | 502.81 | - |
| Total | 1,360.44 | 13,809.66 |


NOTE 22:- CURRENT FINANCIAL LIABILITIES - TRADE PAYABLES

| Particulars | As at 31.03.2018 | As at 31.03.2017 |
|-----------------|------------------|------------------|
| Due to others * | 563.70 | 329.38 |
| Total | 563.70 | 329.38 |

* The Company has not initiated the process of getting confirmations from the suppliers as regards their status under The Micro, Small and Medium Enterprises (MSME) Development Act, 2006 (The "Act"). Hence, relevant disclosure has not been provided.

NOTE 23:- CURRENT FINANCIAL LIABILITIES - OTHER CURRENT FINANCIAL LIABILITIES

| Particulars | As at 31.03.2018 | As at 31.03.2017 |
|--|------------------|------------------|
| Current maturities of long term borrowings | 6,944.08 | 3,760.33 |
| Interest accrued but not due | - | 44.87 |
| Interest accrued and due | 1,003.80 | - |
| Letter of Credit Payable | 87.85 | - |
| Retention money | 31.95 | 3.86 |
| Payable towards cancellation of flats | 523.89 | - |
| Total | 8,591.57 | 3,809.05 |



[Handwritten signature]



NH

MERINO SHELTERS PRIVATE LIMITED**NOTES ON FINANCIAL STATEMENTS FOR THE YEAR ENDED 31ST MARCH, 2018**


(Rs. In Lacs)

NOTE 24:- OTHER CURRENT LIABILITIES

| Particulars | As at 31.03.2018 | As at 31.03.2017 |
|-------------------------|------------------|------------------|
| Advances from customers | 5,082.46 | 525.82 |
| Statutory dues | 463.97 | 229.08 |
| Salary Payable | 32.17 | 52.59 |
| Book Overdraft | 1,792.77 | - |
| Others Payable | 0.50 | - |
| Total | 7,371.88 | 807.48 |

NOTE 25:-SHORT-TERM PROVISIONS

| Particulars | As at 31.03.2018 | As at 31.03.2017 |
|--|------------------|------------------|
| Provision for employee benefits | | |
| Gratuity | 0.05 | - |
| Leave Encashment | 0.26 | |
| | | |
| Other Provisions | 21.07 | 21.25 |
| Total | 21.39 | 21.25 |



MERINO SHELTERS PRIVATE LIMITED

NOTES ON FINANCIAL STATEMENTS FOR THE YEAR ENDED 31ST MARCH, 2018

(Rs. In Lacs)

NOTE 26:- OTHER INCOME

| Particulars | Year Ended 31 March 2018 | Year Ended 31 March 2017 |
|-------------------------------|-----------------------------|-----------------------------|
| Interest income | 1,560.85 | 1,279.17 |
| Income from lease of premises | - | 1.80 |
| Miscellaneous income | 0.28 | 1.11 |
| Dividend Income | 8.26 | 1.58 |
| Total | 1,569.39 | 1,283.67 |

NOTE 27:- CONSTRUCTION COST

| Particulars | Year Ended 31 March 2018 | Year Ended 31 March 2017 |
|--|-----------------------------|-----------------------------|
| Opening stock - Work-in-progress | 20,769.39 | 17,490.72 |
| Add : | | |
| Site, construction & labour expenses | 1,056.90 | 813.13 |
| Administrative expenses | 40.92 | 64.28 |
| Finance expenses | 2,238.77 | 2,184.09 |
| Legal & professional fees | 59.58 | 24.27 |
| Employee cost | 153.54 | 192.89 |
| Cost incurred during the year | 3,549.70 | 3,278.67 |
| Closing Stock - Work in Progress | 24,319.09 | 20,769.39 |
| Less : Transfer to Inventory - WIP (Refer Note 11) | 24,319.09 | 20,769.39 |
| Closing Stock - Work in Progress | - | - |

NOTE 28:-EMPLOYEE BENEFITS EXPENSE

| Particulars | Year Ended 31 March 2018 | Year Ended 31 March 2017 |
|---------------------------|-----------------------------|-----------------------------|
| Salaries, Wages and bonus | - | 113.50 |
| Staff welfare | 1.57 | 1.05 |
| Total | 1.57 | 114.55 |

NOTE 29:- FINANCE COSTS

| Particulars | Year Ended 31 March 2018 | Year Ended 31 March 2017 |
|-------------------|-----------------------------|-----------------------------|
| Interest on loans | 1,426.94 | 1,138.38 |
| Bank Charges | 1.13 | 0.16 |
| | 1,428.07 | 1,138.54 |

NOTE 30:- DEPRECIATION AND AMORTISATION EXPENSE

| Particulars | Year Ended 31 March 2018 | Year Ended 31 March 2017 |
|---------------------------------------|-----------------------------|-----------------------------|
| Depreciation and amortisation expense | 9.93 | 9.50 |
| Total | 9.93 | 9.50 |



(Handwritten signature)



(Handwritten initials)

MERINO SHELTERS PRIVATE LIMITED

NOTES ON FINANCIAL STATEMENTS FOR THE YEAR ENDED 31ST MARCH, 2018

(Rs. In Lacs)

NOTE 31:- OTHER EXPENSES

| Particulars | Year Ended 31 March 2018 | Year Ended 31 March 2017 |
|-------------------------|-----------------------------|-----------------------------|
| Auditors' remuneration | 3.00 | 3.00 |
| Administrative expenses | 29.03 | 18.77 |
| Interest expense | 35.07 | 3.55 |
| Rates and Taxes | 8.39 | 0.39 |
| Total | 75.48 | 25.71 |

NOTE 31 :- Additional information pursuant to the provisions of Part II of Schedule III to the Companies Act, 2013, as applicable

31.1 Payments to auditors

| Particulars | Year Ended 31 March 2018 | Year Ended 31 March 2017 |
|--------------|-----------------------------|-----------------------------|
| Audit Fees | 3.00 | 3.00 |
| Total | 3.00 | 3.00 |

NOTE 32 :- Earning per share

| Particulars | As at 31 March, 2018 | As at 31 March, 2017 |
|---|----------------------|-------------------------|
| Total earnings (basic and diluted) | | |
| Profit attributable to equity shareholders (Rs.) | 54.49 | (81.62) |
| Computation of number of shares | | |
| Basic and diluted (Weighted average number of shares) | 18,789 | 18,789 |
| Nominal value of shares (Rs.) | 10 | 10 |
| Earnings per share (basic and diluted) | | |
| Basic and diluted | 289.99 | (434.39) |

NOTE 33 :- Related party disclosures

33.1 : Names of related parties and description of relationship :

| Relationship | Name of the related party |
|--|---|
| Holding Company | Man Industries (India) Limited |
| Key Managerial Persons | Nikhil Mansukhani Rameshchandra mansukhani Pramod tondon |
| Enterprises controlled or significantly influenced by key managerial personnel | Limitless Contracting Private Limited Man Global Limited Man Realty Limited |



(Handwritten signature)



NH

MERINO SHELTERS PRIVATE LIMITED

NOTES ON FINANCIAL STATEMENTS FOR THE YEAR ENDED 31ST MARCH, 2018

(Rs. In Lacs)

33.2 : Details of transactions :


| Particulars | Year Ended 31 March 2018 | Year Ended 31 March 2017 |
|--|-----------------------------|-----------------------------|
| Holding Company | | |
| Man Industries (India) Limited | | |
| Inter Corporate Deposit Taken (Net of Receipts/Payments) | (12,952.04) | 5,001.36 |
| Interest Expense | 2,551.22 | 2,105.95 |
| Corporate Guarantee Expenses | 53.59 | 100.94 |
| Advance received for property | 5,641.38 | - |
| Enterprise controlled by key management personnel | | |
| Man Realty Limited | | |
| Inter Corporate Deposit Given (Net of Receipts/Payments) | (2,671.11) | 1,408.11 |
| Interest Income | 1,202.40 | 1,082.49 |
| Man Global Limited | | |
| Inter Corporate Deposit Given (Net of Receipts/Payments) | (30.16) | 43.71 |
| Limitless Contracting Private Limited | | |
| Advances Given / (Received) | - | 1,500.00 |
| Inter Corporate Deposit Given (Net of Receipts/Payments) | 1,331.73 | (639.00) |
| Interest Income | 104.64 | 196.69 |
| Labour Contract Charges Paid | 343.88 | 483.50 |

33.3 : Details of outstanding to related parties

| Particulars | As at 31 March, 2018 | As at 31 March, 2017 |
|--|----------------------|-------------------------|
| Holding Company | | |
| Man Industries (India) Limited | | |
| Inter Corporate Deposit Taken | 857.63 | 13,809.66 |
| Corporate Guarantee | - | 7,500.00 |
| Accrued Interest | 996.10 | - |
| Advance received for property | 5,641.38 | - |
| Enterprise controlled by key management personnel | | |
| Limitless Contracting Pvt. Ltd. | | |
| Mobilisation Advances - Contract | - | - |
| Advance for Material | 1,500.00 | 1,500.00 |
| Inter Corporate Deposit Given | 1,496.56 | 164.82 |
| Interest Receivable | 94.18 | 28.73 |
| Labour Contract Charges Payable | 408.52 | 169.97 |
| Man Global Ltd. | | |
| Inter Corporate Deposit Given | 13.55 | 43.71 |
| Man Realty Ltd. | | |
| Inter Corporate Deposit Given | - | 2,671.11 |
| Interest Receivable | 1,082.16 | - |

NOTE 34 : - SEGMENT REPORTING

The Company is exclusively engaged in the business of real estate development primarily in India. As per Ind AS 108 "Operating Segments" notified under section 133 of the Companies Act, 2013, there are no reportable operating segment applicable to the Company.




NH

MERINO SHELTERS PRIVATE LIMITED

NOTES ON FINANCIAL STATEMENTS FOR THE YEAR ENDED 31ST MARCH, 2018

35 Fair Value Measurement

(Rs. In Lacs)

| Particulars | 31-Mar-18 | | 31-Mar-17 | |
|------------------------------------|-----------------|------------------|-------------|------------------|
| | FVTPL | Amortised cost | FVTPL | Amortised cost |
| Financial assets | | | | |
| Mutual Fund | 1,763.10 | - | 0.46 | - |
| Loans | - | 18,810.10 | - | 2,879.64 |
| Others | - | 1,331.31 | - | 39.53 |
| Security Deposit | - | 10.25 | - | 22.50 |
| Cash and bank balances | - | 82.39 | - | 3.27 |
| Total Financial assets | 1,763.10 | 20,234.06 | 0.46 | 2,944.94 |
| Financial liabilities | | | | |
| Borrowings | - | 35,177.74 | - | 20,731.41 |
| Trade payables | - | 563.70 | - | 329.38 |
| Other liabilities | - | 1,647.48 | - | 48.73 |
| Total financial liabilities | - | 37,388.92 | - | 21,109.52 |

a) Fair value hierarchy

This section explains the judgement and estimates made in determining the fair values of the financial instruments that are (a) recognised and measured at fair value and (b) measured at amortised cost and for which fair values are disclosed in the Financial Statements. To provide an indication about the reliability of the inputs used in determining fair value, the Company has classified its financial instruments into the three levels prescribed under the accounting standard. An explanation of each level follows underneath the table.

i) Financial assets and liabilities measured at fair value - recurring fair value measurements :

| Particulars | March 31, 2018 | | | Total | March, 2017 | | | Total |
|---|---|---|---|----------------|---|---|---|-------------|
| | Quoted prices in active markets (Level 1) | Significant Observable Inputs (Level 2) | Significant Unobservable Inputs (Level 3) | | Quoted prices in active markets (Level 1) | Significant Observable Inputs (Level 2) | Significant Unobservable Inputs (Level 3) | |
| Financial assets | | | | | | | | |
| Financial investments at FVTPL: | | | | | | | | |
| Quoted Bonds | | | | | | | | |
| 1,69,884.37 units in Invesco India Liquid Fund - Daily Dividend @ Rs.1,001.62 as on 31.03.2018 (Previous Year 45.863 units @ Rs.1,001.62) | 1701.6015 | - | - | 1,701.60 | 0.46 | - | - | 0.46 |
| 6,14,990 units in Union Prudence Fund Regular Plant-Growth @ Rs.10/- as on 31.03.2018 (Previous Year NIL) | 61.499 | - | - | 61.50 | - | - | - | - |
| Total Financial Assets | 1763.10 | 0.00 | | 1763.10 | 0.46 | | 0.00 | 0.46 |

ii) Financial assets and liabilities which are measured at amortised cost for which fair values are disclosed :

| Particulars | As at March 31, 2018 | | | Total | As at March 31, 2017 | | | Total |
|------------------------------------|---|---|---|------------------|---|---|---|------------------|
| | Quoted prices in active markets (Level 1) | Significant Observable Inputs (Level 2) | Significant Unobservable Inputs (Level 3) | | Quoted prices in active markets (Level 1) | Significant Observable Inputs (Level 2) | Significant Unobservable Inputs (Level 3) | |
| Financial assets | | | | | | | | |
| Loans - Current | - | - | 18,810.10 | 18,810.10 | - | - | 2,879.64 | 2,879.64 |
| Others | - | - | 1,331.31 | 1,331.31 | - | - | 39.53 | 39.53 |
| Security Deposit | - | - | 10.25 | 10.25 | - | - | 22.50 | 22.50 |
| Cash and bank balances | - | - | 82.39 | 82.39 | - | - | 3.27 | 3.27 |
| Total financial assets | - | - | 20,234.06 | 20,234.06 | - | - | 2,944.94 | 2,944.94 |
| Financial liabilities | | | | | | | | |
| Borrowings | | | | | | | | |
| - Non Current | - | - | 33,817.30 | 33,817.30 | - | - | 6,921.75 | 6,921.75 |
| - Current | - | - | 1,360.44 | 1,360.44 | - | - | 13,809.66 | 13,809.66 |
| Current Trade payables | - | - | 563.70 | 563.70 | - | - | 329.38 | 329.38 |
| Other Current Liabilities | - | - | 1,647.48 | 1,647.48 | - | - | 48.73 | 48.73 |
| Total financial liabilities | - | - | 37,388.92 | 37,388.92 | - | - | 21,109.52 | 21,109.52 |



Handwritten signature or initials.

Handwritten initials 'NH'.

MERINO SHELTERS PRIVATE LIMITED
NOTES ON FINANCIAL STATEMENTS FOR THE YEAR ENDED 31ST MARCH, 2018

There were no transfers between any levels during the year.

Level 1:

Level 1 hierarchy includes financial instruments measured using quoted prices. This includes listed equity instruments and mutual funds that have a quoted price. The fair value of all equity instruments which are traded in the stock exchanges is valued using the closing price as at the reporting period. The mutual funds are valued using the closing net assets value (NAV).

Level 2:

The fair value of financial instruments that are not traded in an active market (for example over-the-counter derivatives) is determined using valuation techniques which maximise the use of observable market data and rely as little as possible on entity-specific estimates. If all significant inputs required to fair value an instrument are observable, the instrument is included in level 2.

Level 3:

If one or more of the significant inputs is not based on observable market data, the instrument is included in level 3.

b) Valuation technique used to determine fair value

Specific valuation techniques used to value financial instruments include:

- i) the use of quoted market prices or dealer quotes for similar instruments.
 - ii) the fair value of interest rate swaps is calculated as the present value of the estimated future cash flows based on observable yield curves.
 - iii) the fair value of forward foreign exchange contracts are determined using forward exchange rates at the Balance Sheet date.
 - iv) the fair value of foreign currency option contracts is determined using the Black Scholes valuation model.
 - v) the fair value of the remaining financial instruments is determined using discounted cash flow analysis.
- All of the resulting fair value estimates are included in level 1 and 2.

c) Valuation processes

The finance department of the Company includes a team that performs the valuations of financial assets and liabilities required for financial reporting purposes, including level 3 fair values. This team reports directly to the Chief Financial Officer (CFO).

d) Fair value of financial assets and liabilities measured at amortised cost

| Particulars | As at March 31, 2018 | | As at March 31, 2017 | |
|------------------------------------|----------------------|------------------|----------------------|------------------|
| | Carrying amount | Fair value | Carrying amount | Fair value |
| Financial assets: | | | | |
| Loans | 18,810.10 | 18,810.10 | 2,879.64 | 2,879.64 |
| Others | 1,331.31 | 1,331.31 | 39.53 | 39.53 |
| Security Deposit | 10.25 | 10.25 | 22.50 | 22.50 |
| Cash and bank balances | 82.39 | 82.39 | 3.27 | 3.27 |
| Total financial assets | 21,997.16 | 21,997.16 | 2,945.40 | 2,945.40 |
| Financial liabilities | | | | |
| Borrowings | 35,177.74 | 35,177.74 | 20,731.41 | 20,731.41 |
| Trade payables | 563.70 | 563.70 | 329.38 | 329.38 |
| Other liabilities | 1,647.48 | 1,647.48 | 48.73 | 48.73 |
| Total financial liabilities | 37,388.92 | 37,388.92 | 21,109.52 | 21,109.52 |



The carrying amounts of trade receivables, trade payables, other receivables, short-term security deposits, bank deposits with more than 12 months maturity, capital creditors and cash and cash equivalents including bank balances other than cash and cash equivalents are considered to be the same as their fair values due to the current and short-term nature of such balances.

The fair values of non-current borrowings are based on discounted cash flows using a current borrowing rate.

For financial assets and liabilities that are measured at fair value, the carrying amounts are equal to the fair values.

36 DISCLOSURES FOR CONSTRUCTION CONTRACTS

| Particulars | March 31, 2018 | March 31, 2017 |
|---|---------------------------------|---------------------------------|
| Contract revenue for the period | - | - |
| Method used to determine the contract revenue recognised as revenue in the period | Percentage of completion method | Percentage of completion method |
| Method used to determine the stage of completion of contract in progress | Cost incurred | Cost incurred |
| Aggregate amount of cost incurred and recognized profits to date less recognized losses up to the reporting date on contract under progress | 24,319.09 | 20,769.39 |
| Advances received from customer | 5,082.46 | 525.82 |
| The amount of work in progress and the value of inventories | 24,319.09 | 20,769.39 |
| Excess of revenue recognised over actual bills raised (unbilled revenue) | - | - |
| Excess of bills raised over revenue recognised (advance billing) | - | - |



Handwritten signature/initials

Handwritten initials NH

MERINO SHELTERS PRIVATE LIMITED

NOTES ON FINANCIAL STATEMENTS FOR THE YEAR ENDED 31ST MARCH, 2018

(Rs. In Lacs)

37 FINANCIAL RISK MANAGEMENT

Risk Management is an integral part of the business practices of the Company. The framework of Risk Management concentrates on formalising a system to deal with the most relevant risks, building on existing Management practices, knowledge and structures. The Company has developed and implemented a comprehensive Risk Management System to ensure that risks to the continued existence of the Company as a going concern and to its growth are identified and remedied on a timely basis. While defining and developing the formalised Risk Management System, leading standards and practices have been considered. The Risk Management System is relevant to business reality, pragmatic and simple and involves the following:

- i. Risk identification and definition – Focused on identifying relevant risks, creating, updating clear definitions to ensure undisputed understanding along with details of the underlying root causes contributing factors.
- ii. Risk classification – Focused on understanding the various impacts of risks and the level of influence on its root causes. This involves identifying various processes generating the root causes and clear understanding of risk interrelationships.
- iii. Risk assessment and prioritisation – Focused on determining risk priority and risk ownership for critical risks. This involves assessment of the various impacts taking into consideration risk appetite and existing mitigation controls.
- iv. Risk mitigation – Focused on addressing critical risks to restrict their impact(s) to an acceptable level (within the defined risk appetite). This involves a clear definition of actions, responsibilities and milestones.
- v. Risk reporting and monitoring – Focused on providing to the Board and the Audit Committee periodic information on risk profile evolution and mitigation plans.

a) Management of liquidity risk

The Company's principal sources of liquidity are cash and cash equivalents, borrowings and the cash flow that is generated from operations. The Company believes that current cash and cash equivalents, tied up borrowing lines and cash flow that is generated from operations is sufficient to meet requirements. Accordingly, liquidity risk is perceived to be low.

The following table shows the maturity analysis of the Company's financial liabilities based on contractually agreed undiscounted cash flows as at the Balance sheet date:

| Particulars | Carrying amount | Less than 1 year | 1 to 5 years | More than 5 years | Total |
|-----------------------------|-----------------|------------------|--------------|-------------------|-----------|
| As at March 31, 2018 | | | | | |
| Borrowings | | | | | |
| - Non-current | 33,817.30 | - | - | 33,817.30 | 33,817.30 |
| - Current | 1,360.44 | 1,360.44 | - | - | 1,360.44 |
| Trade payables - Current | 563.70 | 563.70 | - | - | 563.70 |
| Other liabilities | 1,647.48 | 1,647.48 | - | - | 1,647.48 |



MERINO SHELTERS PRIVATE LIMITED

NOTES ON FINANCIAL STATEMENTS FOR THE YEAR ENDED 31ST MARCH, 2018

(Rs. In Lacs)

| Particulars | Carrying amount | Less than 1 year | 1 to 5 years | More than 5 years | Total |
|------------------------------------|-----------------|------------------|--------------|-------------------|-----------|
| As at March 31, 2017 | | | | | |
| Borrowings | | | | | |
| - Non-current | 6,921.75 | - | - | 6,921.75 | 6,921.75 |
| - Current | 13,809.66 | 13,809.66 | - | - | 13,809.66 |
| Interest on non-current borrowings | 44.87 | 44.87 | - | - | 44.87 |
| Trade payables - Current | 329.38 | 329.38 | - | - | 329.38 |
| Other liabilities | 3.86 | 3.86 | - | - | 3.86 |

38 Capital Management

Risk Management

The primary objective of the Company's Capital Management is to maximise Shareholder value. The Company monitors capital using Debt-Equity ratio, which is total debt divided by total capital.

For the purposes of the Company's Capital Management, the Company considers the following components of its Balance Sheet to be managed capital.


Total equity as shown in the Balance Sheet includes General reserve, Retained earnings, Share capital, Security premium. Total debt includes current debt plus non-current debt.

| Particulars | Year Ended Mar 31, 2018 | Year Ended March 31, 2017 |
|-------------------|-------------------------|---------------------------|
| Total debt | 35,177.74 | 16,971.08 |
| Total equity | 3,866.01 | 4,085.50 |
| Debt-equity ratio | 9.10 | 4.15 |

39 ASSETS PLEDGED AS SECURITY

The carrying amount of assets pledged as security for current and non current borrowings are:

| Particulars | March 31, 2018 | March 31, 2017 |
|--|------------------|------------------|
| CURRENT ASSETS | | |
| i. Financial Assets | | |
| Other Bank Balances (Escrow Account) | 75.06 | - |
| ii. Non Financial Assets | | |
| Inventories | 24,319.09 | 17,477.70 |
| Total current assets pledge as security | 24,394.16 | 17,477.70 |



(Handwritten signature)



NH

MERINO SHELTERS PRIVATE LIMITED

NOTES ON FINANCIAL STATEMENTS FOR THE YEAR ENDED 31ST MARCH, 2018

40 DISCLOSURES AS REQUIRED BY INDIAN ACCOUNTING STANDARD (Ind AS) 19 EMPLOYEE BENEFITS

a Defined benefit plans:

Gratuity:

The company provides for gratuity, a defined benefit retirement plan covering eligible employees. The Gratuity Plan provides a lump sum payment to vested employees at retirement, death, incapacitation or termination of employment, of an amount equivalent to 15 days' salary for each completed year of service. Vesting occurs upon completion of five continuous years of service in accordance with Indian law.

The following tables summarise the components of net benefit expenses recognised in the statement of profit and loss and the funded status and amounts recognised in the balance sheet:

| Sr. No. | Particulars | As at 31.03.2018 | As at 31.03.2017 |
|---------|--|---------------------|---------------------|
| I | Change in present value of defined benefit obligation during the year | | |
| 1 | Present Value of defined benefit obligation at the beginning of the year | 13.94 | 9.10 |
| 2 | Interest cost | 1.06 | 0.73 |
| 3 | Current service cost | 5.59 | 5.58 |
| 4 | Past service cost | - | - |
| 5 | Liability transfer from other Group | - | - |
| 6 | Liability transferred out/divestment | - | - |
| 7 | Benefits paid directly by employer | - | - |
| 8 | Benefits paid | - | - |
| 9 | Actuarial changes arising from changes in demographic assumptions | - | - |
| 10 | Actuarial changes arising from changes in financial assumptions | (0.28) | 0.92 |
| 11 | Actuarial changes arising from changes in experience adjustments | (14.27) | (2.39) |
| 12 | Present Value of defined benefit obligation at the end of the year | 6.04 | 13.94 |
| II | Change in fair value of plan assets during the year | | |
| 1 | Fair value of plan assets at the beginning of the year | - | - |
| 2 | Interest Income | - | - |
| 3 | Contributions paid by the employer | - | - |
| 4 | Benefits paid from the fund | - | - |
| 5 | Assets transferred out / divestments | - | - |
| 6 | Return on plan assets excluding interest income | - | - |
| 7 | Fair value of plan assets at the end of the year | - | - |
| III | Net asset / (liability) recognised in the balance sheet | | |
| 1 | Present Value of defined benefit obligation at the end of the year | (6.04) | (13.94) |
| 2 | Fair value of plan assets at the end of the year | - | - |
| 3 | Amount recognised in the balance sheet | (6.04) | (13.94) |
| 4 | Net (liability) / asset- current | - | - |
| 5 | Net (liability) / asset- non-current | (6.04) | (13.94) |
| IV | Expenses recognised in the statement of profit and loss for the year | | |
| 1 | Current service cost | 5.59 | 5.58 |
| 2 | Interest cost on benefit obligation (net) | 1.06 | 0.73 |
| 3 | Total expenses included in employee benefits expense | 6.65 | 6.31 |
| V | Recognised in other comprehensive income for the year | | |
| 1 | Actuarial changes arising from changes in demographic assumptions | - | - |
| 2 | Actuarial changes arising from changes in financial assumptions | (0.28) | 0.92 |
| 3 | Actuarial changes arising from changes in experience adjustments | (14.27) | (2.39) |
| 4 | Return on plan assets excluding interest income | - | - |
| 5 | Recognised in other comprehensive income | (14.55) | (1.47) |



(Handwritten signature)

NH

MERINO SHELTERS PRIVATE LIMITED

NOTES ON FINANCIAL STATEMENTS FOR THE YEAR ENDED 31ST MARCH, 2018

| Sr. No. | Particulars | As at 31.03.2018 | As at 31.03.2017 |
|---------|--|------------------|------------------|
| VI | Maturity profile of defined benefit obligation | | |
| 1 | Within the next 12 months (next annual reporting period) | 0.05 | 0.07 |
| 2 | Between 2 and 5 years | 0.56 | 1.16 |
| 3 | Between 6 and 10 years | 1.16 | 2.58 |
| VII | Quantitative sensitivity analysis for significant assumption is as below: | | |
| 1 | Increase / (decrease) on present value of defined benefits obligation at the end of the year: | | |
| (i) | One percentage point increase in discount rate | (0.85) | (1.98) |
| (ii) | One percentage point decrease in discount rate | 1.04 | 2.41 |
| (i) | One percentage point increase in rate of salary Increase | 1.04 | 2.40 |
| (ii) | One percentage point decrease in rate of salary Increase | (0.87) | (2.01) |
| (i) | One percentage point increase in employee turnover rate | (0.03) | (0.20) |
| (ii) | One percentage point decrease in employee turnover rate | 0.02 | 0.18 |

2 Sensitivity Analysis Method:


The sensitivity analyses above have been determined based on reasonably possible changes of the respective assumptions occurring at the end of the reporting period and may not be representative of the actual change. It is based on a change in the key assumption while holding all other assumptions constant. When calculating the sensitivity to the assumption, the method (Projected Unit Credit Method) used to calculate the liability recognised in the balance sheet has been applied. The methods and types of assumptions used in preparing the sensitivity analysis did not change compared with the previous period.

VIII Actuarial assumptions

| | | | |
|---|----------------------------------|--|--|
| 1 | Discount rate | 7.86% | 7.57% |
| 2 | Salary escalation | 7.00% | 7.00% |
| 3 | Mortality rate during employment | Indian assured lives(2006-08) Ultimate | Indian assured lives(2006-08) Ultimate |
| 4 | Mortality post retirement rate | NA For Service 4 Years and below | NA For Service 4 Years and below |
| 5 | Rate of Employee Turnover | 20% p.a. & For Service 5 years and above 1% p.a. | 20% p.a. & For Service 5 years and above 1% p.a. |

41 Trade payables are subject to confirmation and reconciliation.

42 The Income Tax Department had conducted a search and seizure operation on the Company and promoters between December 10 and 14, 2014 under section 132/133 of the Income Tax Act 1961 (The Act). Subsequent to the above, the department had completed the assessment and passed the order against which the company had preferred an appeal at Commissioner of Income Tax - Appeals. Pending the disposal of the appeal, the company had not given effect of the same in the financials.



NM

MERINO SHELTERS PRIVATE LIMITED

NOTES ON FINANCIAL STATEMENTS FOR THE YEAR ENDED 31ST MARCH, 2018

43 The work on residential buiding has been completed to the extent of 75%. However, no revenue has been recognised by the Company since the saleable project area secured by contracts or agreements with buyers has not exceeded 25% as stated in Guidance Note on Accounting for Real Estate Transactions issued by Institute of Chartered Accountants of India.

44 The company has not provided for liability of Navi Mumbai Municipal Cess amounting to Rs. 4.25 lacs (Previous Year : 4.17 lacs) in the books leviable under the provisions of Bombay Provincial Municipal Corporation Act, 1949 (Amended) and the Bombay Provincial Municipal Corporation [cess on entry goods] Rules, 1996, which leviable on entry of goods into the area of this corporation for the purpose of consumption, use or sale therein. which is in contravention to Ind AS 37 : Provisions, Contingent Liabilities and Contingent Assets.

The company's inventories are carried in the Balance Sheet at Rs.24319.09 lacs (Previous year : 20769.39 lacs) which includes costs aggregating to Rs.40.92 lacs (Previous year: 64.28 lacs) in contravention to the accounting principles laid down under Indian Accounting Standard 2 (Ind AS 2) "Inventories". In our opinion such costs, do not directly or indirectly, relate to bringing the inventories to their present location and condition. Had the company followed the principles of cost as laid down in Ind AS 2, the profit for the year ended 31st March, 2018 would have been lower by Rs.40.92 lacs (Previous year loss would have been higher by: 64.28) , inventories as on 31st March 2018 would had been lower by 329.28 lacs (Previous year 288.36 lacs), reserves and surplus would have been reduced by 329.28 lacs (Previous year 288.36 lacs) .

45 The Company has not maintained stock register, information and records relating to sales, issue and consumption of materials for construction and sample flat hence, we are unable to verify and comment on the same.

46 In the opinion of the Board of Directors, current assets, loans and advances have a value on realization in the ordinary course of business at least equal to the amounts at which they are stated and provision for all known liabilities have been made in the accounts.

47 These financial statements have been prepared in the format prescribed by the schedule III to the Companies Act, 2013. previous year figures have been recast/restated to confirm to current years presentation.

48 STANDARDS ISSUED BUT NOT YET EFFECTIVE

The standards issued, but not yet effective up to the date of issuance of the Company's financial statements are disclosed below. The Company intends to adopt these standards when they become effective.

The Ministry of Corporate Affairs ("MCA") has notified the Companies (Indian Accounting Standards) Amendment Rules, 2018 with effect from April 1, 2018. Companies (Indian Accounting Standards) Amendment Rules, 2018 includes Ind AS 115 Revenue from Customers, Appendix D to Ind AS 115 Service Concession Arrangements and Appendix B to Ind AS 21, Foreign Currency Transactions and Advance Consideration. Ind AS 11 Construction Contracts and Ind AS 18 Revenue will be omitted from April 1, 2018.

a) Ind AS 115 - Revenue from Contracts with Customers

Ind AS 115 was issued in February 2016 and establishes a five-step model to account for revenue arising from contracts with customers. Under Ind AS 115 revenue is recognised at an amount that reflects the consideration to which an entity expects to be entitled in exchange for transferring goods or services to a customer. The new revenue standard will supersede all current revenue recognition requirements under Ind AS. This standard will come into force from accounting period commencing on or after April 1, 2018. The Company will adopt the new standard on the required effective date.



MERINO SHELTERS PRIVATE LIMITED

NOTES ON FINANCIAL STATEMENTS FOR THE YEAR ENDED 31ST MARCH, 2018

b) Appendix B to Ind AS 21 Foreign Currency Transactions and Advance Consideration

The Appendix clarifies that, in determining the spot exchange rate to use on initial recognition of the related asset, expense or income (or part of it) on the derecognition of a non-monetary asset or non-monetary liability relating to advance consideration, the date of the transaction is the date on which an entity initially recognises the non-monetary asset or non-monetary liability arising from the advance consideration. If there are multiple payments or receipts in advance, then the entity must determine the transaction date for each payment or receipt of advance consideration.

The Appendix is effective for annual periods beginning on or after April 1, 2018.

The Company's operation primarily relate to operations in India, The directors of the Company do not anticipate that the application of the new standard in future will have significant impact on the financial statement.

c) Amendments to Ind AS 12 Recognition of Deferred Tax Assets for Unrealised Losses

The amendments clarify that an entity needs to consider whether tax law restricts the sources of taxable profits against which it may make deductions on the reversal of that deductible temporary difference. Furthermore, the amendments provide guidance on how an entity should determine future taxable profits and explain the circumstances in which taxable profit may include the recovery of some assets for more than their carrying amount.


Entities are required to apply the amendments retrospectively. However, on initial application of the amendments, the change in the opening equity of the earliest comparative period may be recognised in opening retained earnings (or in another component of equity, as appropriate), without allocating the change between opening retained earnings and other components of equity. Entities applying this relief must disclose that fact.

These amendments are effective for annual periods beginning on or after April 1, 2018.


As per our report of the even date

For M H Dalal & Associates


Firm Registration Number : 112449 W
Chartered Accountants




Devang Dalal
Partner
Membership No. : 109409
Place : Mumbai
Date : 29/10/2018



For and on behalf of the Board



Rameshchandra Mansukhani
Director
DIN : 00012033
Place : Mumbai
Date : 29/10/2018



Nikhil Mansukhani
Director
DIN : 02257522

